

DAILY REPORT



For more information, email trading_sales@tsx.com

June 25, 2024

Indices	June 25 Close	Previous Close	Change	% Change
S&P/TSX Composite Index	21,788.48	21,848.59		-0.28 %
S&P/TSX 60 Index	1,302.08	1,304.84		-0.21 %
S&P/TSX Venture Composite	564.57	563.81		0.14 %
S&P/TSX Completion Index	1,328.71	1,335.89		-0.54 %
S&P/TSX Smallcap Index	745.39	753.18		-1.03 %

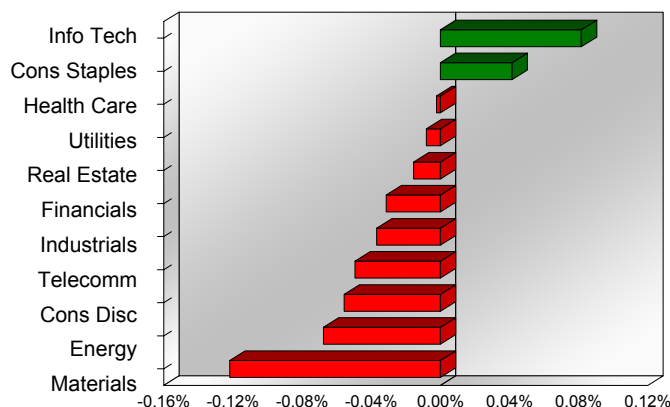
S&P/TSX Composite Index		
Advancers	Decliners	Unchanged
67	156	3

S&P/TSX Composite Index			
Top 10 Index Contributors		Top 10 Index Detractors	
Constituent	Index Contribution	Constituent	Index Contribution
ATD	5.58	TD	-8.86
SHOP	5.55	CNQ	-5.37
MFC	4.83	DOL	-4.92
NA	4.43	BCE	-4.78
GIB.A	4.14	CP	-4.61
CSU	3.98	T	-4.46
TRI	3.96	AEM	-3.77
CLS	2.91	ENB	-2.97
RY	1.39	BMO	-2.85
OTEX	1.03	NTR	-2.54

S&P/TSX Composite Index			
Top 10 Advancers		Top 10 Decliners	
Constituent	Return	Constituent	Return
CLS	4.58%	BLDP	-6.27%
GSY	2.32%	CS	-6.14%
RCH	2.31%	CXB	-4.37%
GIB.A	2.06%	AOI	-4.30%
CFP	2.05%	DOO	-3.57%
PBH	1.98%	TLRY	-3.49%
NFI	1.89%	EFR	-3.42%
CWB	1.87%	SSRM	-3.34%
NA	1.71%	SEA	-2.95%
JWEL	1.67%	ONEX	-2.87%

S&P/TSX Composite Index				
Sector	# of Index Constituents	Weight	Market Cap (\$B)	Index Contribution
Information Technology	10	8.11 %	\$252.95	17.83
Consumer Staples	11	4.32 %	\$134.74	9.05
Health Care	4	0.28 %	\$8.69	-0.48
Utilities	15	3.81 %	\$118.68	-1.79
Real Estate	20	2.03 %	\$63.21	-3.38
Financials	27	30.72 %	\$957.63	-6.85
Industrials	28	14.00 %	\$436.57	-8.04
Communication Services	5	3.11 %	\$96.96	-10.78
Consumer Discretionary	13	3.51 %	\$109.46	-12.18
Energy	41	18.03 %	\$562.08	-14.77
Materials	52	12.08 %	\$376.60	-26.62
S&P/TSX Composite Index	226	100.00 %	\$3,117.56	-57.99

S&P/TSX Composite Index - Sectors Returns



This report is published by TSX Inc. TSX Inc. does not guarantee either the completeness or the accuracy of this information. The information contained in this report is provided for informational purposes only and you agree not to rely upon the information contained in this report for any trading, business or financial purpose. These sheets are printed in Canada and issued by TSX Inc. under the express condition, to which everyone receiving or making use thereof assents, that no liability shall be incurred by TSX Inc. or its affiliated companies or any other vendor or donor, including, without limitation, for reliance on or for any errors or inaccuracies in this report. Neither TMX Group Limited, TSX Inc., nor any of their affiliated companies, guarantees the completeness of the information contained in this document and are not responsible for any errors or omission in or your use of, or reliance on, the information. This publication is under copyright. © 2016 TSX Inc. All rights reserved. Do not copy, distribute, sell or modify this publication without the prior written consent of TSX Inc. <http://www.tsx.com/trading>

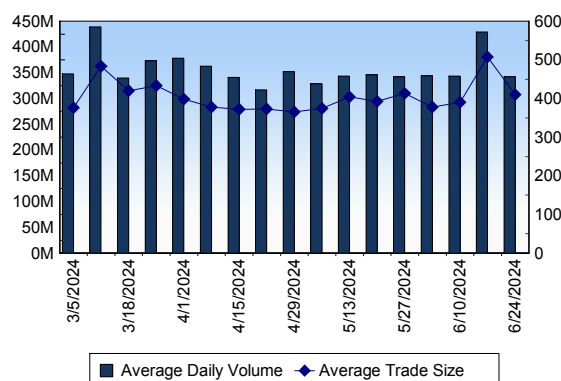
TSX

Daily Volume	314,524,079
Daily Value	\$9,848,067,752
Daily Trades	788,958
Daily Symbols Traded	2,062

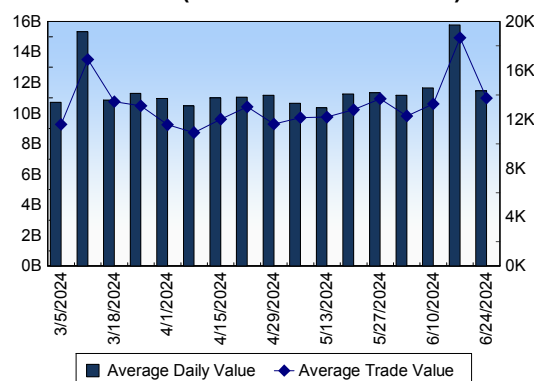
TSX ANONYMOUS TRADING

Daily Volume	145,719,070
Daily Value	\$4,689,229,320
Average Trade Size	350
% TSX Volume	46.33 %

TSX Volume



TSX Value (in Canadian Dollars)



Top 20 TSX Symbols by Volume

Symbol	TSX Volume	TSX Value
TRP	20,762,547	\$1,110,110,274
VGCX	8,515,656	\$10,727,709
FCU	8,514,802	\$10,060,442
CNQ	6,866,737	\$332,451,034
MFC	6,492,744	\$234,779,926
BTE	4,872,111	\$22,865,881
BITF	4,525,289	\$17,528,638
HNU	4,479,359	\$23,185,158
CVE	4,335,105	\$114,196,936
SU	4,170,577	\$214,893,366
T	4,027,713	\$85,553,008
ENB	3,964,456	\$189,438,039
TD	3,925,507	\$293,364,976
ATH	3,699,778	\$18,847,480
CM	3,501,933	\$231,851,822
CS	3,478,053	\$32,532,532
GAU	3,382,353	\$7,848,670
TVE	3,340,625	\$12,348,273
AQN	3,230,293	\$26,035,289
SHOP	3,178,439	\$281,301,135

Top 20 TSX Symbols by Value

Symbol	TSX Volume	TSX Value
TRP	20,762,547	\$1,110,110,274
RY	3,007,476	\$436,707,425
CNQ	6,866,737	\$332,451,034
TD	3,925,507	\$293,364,976
CP	2,665,945	\$288,125,983
NA	2,636,974	\$285,628,463
SHOP	3,178,439	\$281,301,135
MFC	6,492,744	\$234,779,926
CM	3,501,933	\$231,851,822
SU	4,170,577	\$214,893,366
QSR	2,198,893	\$208,734,534
ENB	3,964,456	\$189,438,039
BNS	2,644,904	\$165,255,076
CNR	883,680	\$142,028,117
PPL	2,667,055	\$133,727,165
TRI	568,524	\$129,320,574
SLF	1,929,933	\$128,945,199
NTR	1,715,036	\$121,873,194
AEM	1,361,727	\$120,798,150
ATD	1,456,119	\$115,491,753

ETF Trading

Daily Volume	29,583,432	Average Trade Value	\$14,805
Daily Value	\$681,401,965	Average Trade Size	643
# Trades	46,026	# of ETFs Traded	923

Top 10 ETFs by TSX Volume

Symbol	Market Volume	Market Value
HNU	4,479,359	\$23,185,158
XIU	2,102,600	\$69,177,767
ZEB	1,743,994	\$60,937,439
XEG	1,433,580	\$25,898,948
HOU	795,867	\$12,173,469
DLR.U	663,374	\$6,775,192
HQU	628,450	\$13,838,602
HXT	571,600	\$31,858,924
HOD	560,699	\$3,543,971
DLR	538,272	\$7,513,599

Top 10 ETFs by TSX Value

Symbol	Market Volume	Market Value
XIU	2,102,600	\$69,177,767
ZEB	1,743,994	\$60,937,439
HXT	571,600	\$31,858,924
XEG	1,433,580	\$25,898,948
HNU	4,479,359	\$23,185,158
HND	388,869	\$21,929,642
VFV	120,372	\$15,968,869
HQU	628,450	\$13,838,602
XEF	371,145	\$13,781,028
XIC	393,493	\$13,616,446

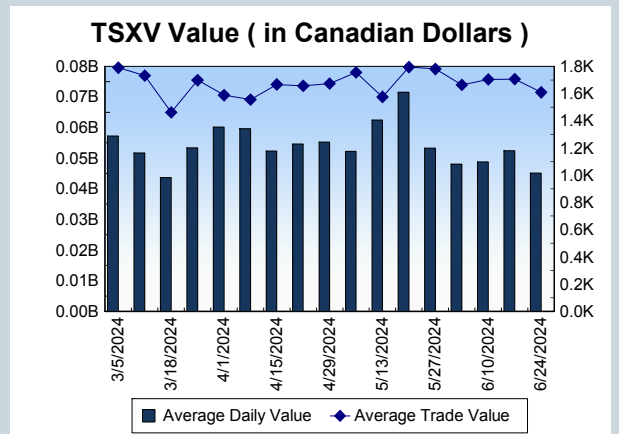
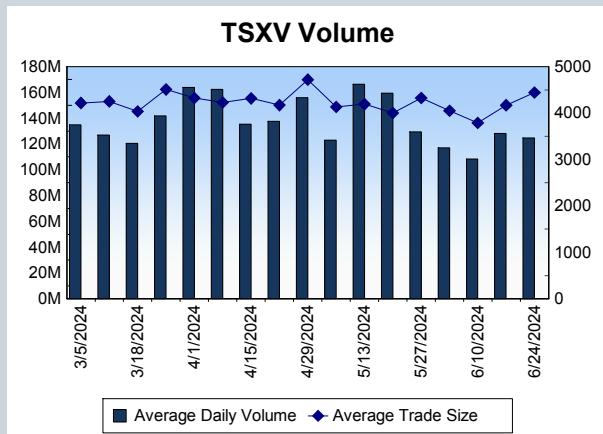
Block Trades	Non Block Trades
1,149	787,809

Top 5 Block Trade Brokers by Volume	
Broker	TSX Block Volume
GOLDMAN SACHS CANADA I	31,586,800
MERRILL LYNCH CANADA LT	24,128,500
RBC CAPITAL MARKETS	19,030,300
TD SECURITIES INC.	13,340,400
NATIONAL BANK FINANCIAL	10,998,300

Top 5 Block Trade Symbols by Volume	
Symbol	TSX Block Volume
TRP	19,069,000
MFC	4,237,600
CNQ	4,088,800
GAU	3,295,300
BTE	2,567,400

TSXV	
Daily Volume	131,922,564
Daily Value	\$42,024,942
Daily Trades	27,349
Daily Symbols Traded	1,044

TSXV ANONYMOUS TRADING	
Daily Volume	57,522,362
Daily Value	\$22,241,254
Average Trade Size	4,358
% TSXV Volume	43.60%



Top 20 TSXV Symbols by Volume		
Symbol	TSXV Volume	TSXV Value
BYN	6,365,948	\$1,438,635
DOC	6,267,211	\$219,352
ANOR	3,061,500	\$76,545
AL	3,055,000	\$61,100
AIR	2,865,800	\$89,778
PTU	2,688,054	\$80,632
AERO	2,356,311	\$365,781
TVI	2,302,408	\$23,024
PBX	2,143,199	\$106,814
GWA	1,934,284	\$234,263
SASK	1,398,749	\$1,063,038
SIG	1,287,820	\$198,314
ILI	1,286,614	\$47,846
GXU	1,262,987	\$101,029
PNPN	1,109,241	\$945,810
PGP	1,071,193	\$5,356
LVX	1,045,750	\$181,261
CPL	1,032,300	\$15,485
NSE	1,001,100	\$528,738
SVRS	902,892	\$125,783

Top 20 TSXV Symbols by Value		
Symbol	TSXV Volume	TSXV Value
TOI	25,494	\$2,888,890
HIVE	591,297	\$2,477,256
NFG	448,506	\$1,754,584
SGD	299,275	\$1,516,783
BYN	6,365,948	\$1,438,635
LMN	29,250	\$1,066,147
SASK	1,398,749	\$1,063,038
BFM	485,348	\$1,057,437
EU	188,067	\$963,075
PNPN	1,109,241	\$945,810
HMR	446,140	\$832,437
AMX	476,221	\$683,563
ISO	171,761	\$674,278
ARTG	62,233	\$622,246
ATX	463,356	\$552,689
RGD	797,807	\$541,749
NSE	1,001,100	\$528,738
RML	404,170	\$526,739
SEI	376,655	\$487,755
VZLA	193,530	\$452,817

Dark TSX/TSXV Trading			
Volume	24,256,860	Daily Trades	93,909
Value	638,372,174	Daily Symbols Traded	1,453