

DAILY REPORT



For more information, email trading_sales@tsx.com

June 23, 2022

Indices	June 23 Close	Previous Close	Change	% Change
S&P/TSX Composite Index	18,717.12			%
S&P/TSX 60 Index	1,138.99			%
S&P/TSX Venture Composite	631.79			%
S&P/TSX Completion Index	1,059.37			%
S&P/TSX Smallcap Index	663.26			%

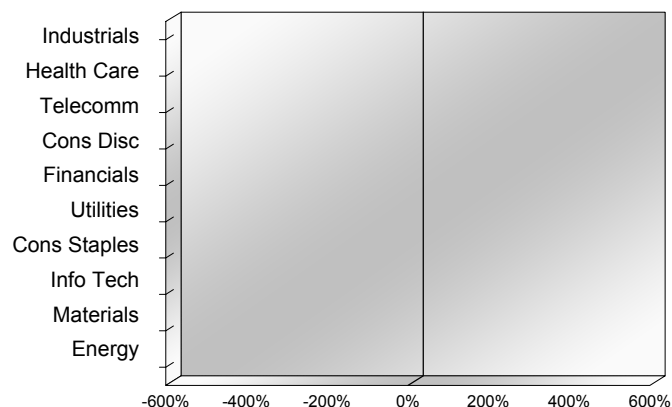
S&P/TSX Composite Index		
Advancers	Decliners	Unchanged
0	0	0

S&P/TSX Composite Index			
Top 10 Index Contributors		Top 10 Index Detractors	
Constituent	Index Contribution	Constituent	Index Contribution

S&P/TSX Composite Index			
Top 10 Advancers		Top 10 Decliners	
Constituent	Return	Constituent	Return
	%		%

S&P/TSX Composite Index				
Sector	# of Index Constituents	Weight	Market Cap (\$B)	Index Contribution
Industrials	29	%	\$324.54	
Health Care	7	%	\$11.14	
Communication Services	7	%	\$141.29	
Consumer Discretionary	13	%	\$90.04	
Financials	29	%	\$860.97	
Utilities	16	%	\$139.57	
Consumer Staples	11	%	\$112.44	
Information Technology	14	%	\$154.96	
Materials	52	%	\$328.22	
Energy	38	%	\$483.12	
S&P/TSX Composite Index	216	%	\$2,646.29	

S&P/TSX Composite Index - Sectors Returns



This report is published by TSX Inc. TSX Inc. does not guarantee either the completeness or the accuracy of this information. The information contained in this report is provided for informational purposes only and you agree not to rely upon the information contained in this report for any trading, business or financial purpose. These sheets are printed in Canada and issued by TSX Inc. under the express condition, to which everyone receiving or making use thereof assents, that no liability shall be incurred by TSX Inc. or its affiliated companies or any other vendor or donor, including, without limitation, for reliance on or for any errors or inaccuracies in this report. Neither TMX Group Limited, TSX Inc., nor any of their affiliated companies, guarantees the completeness of the information contained in this document and are not responsible for any errors or omission in or your use of, or reliance on, the information. This publication is under copyright. © 2016 TSX Inc. All rights reserved. Do not copy, distribute, sell or modify this publication without the prior written consent of TSX Inc. <http://www.tsx.com/trading>

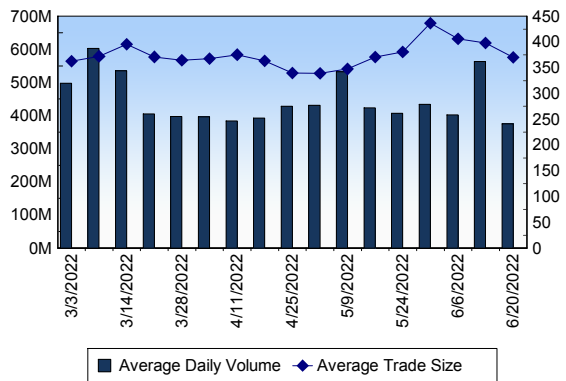
TSX

Daily Volume	485,396,608
Daily Value	\$11,603,961,780
Daily Trades	1,311,963
Daily Symbols Traded	2,081

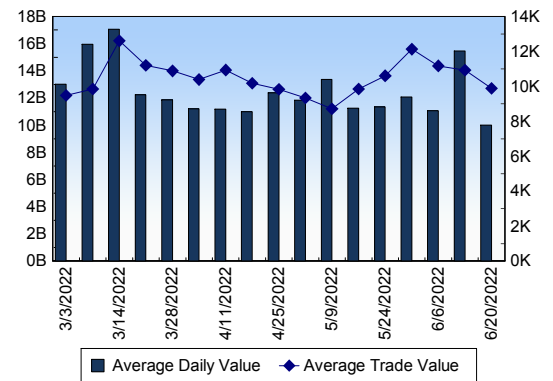
TSX ANONYMOUS TRADING

Daily Volume	202,449,106
Daily Value	\$4,532,548,631
Average Trade Size	330
% TSX Volume	41.71 %

TSX Volume



TSX Value (in Canadian Dollars)



Top 20 TSX Symbols by Volume

Symbol	TSX Volume	TSX Value
SU	15,530,308	\$669,064,155
BTE	14,979,227	\$86,272,925
ATH	14,154,899	\$33,580,175
AR	12,998,483	\$8,236,036
CM	11,411,904	\$712,362,557
CPG	10,910,661	\$99,401,934
CVE	10,241,653	\$243,953,055
ARX	9,199,539	\$140,460,066
MFC	7,726,913	\$165,698,573
FM	7,484,881	\$179,904,497
XEG	7,377,269	\$106,440,797
ENB	7,076,015	\$375,345,314
CNQ	7,008,638	\$457,007,450
TVE	6,912,587	\$29,464,628
WCP	6,079,903	\$53,054,156
XIU	5,971,581	\$172,864,574
MEG	5,911,561	\$102,672,885
TD	5,608,755	\$472,601,183
WRG	5,244,581	\$210,988
TECK.B	5,009,184	\$205,728,620

Top 20 TSX Symbols by Value

Symbol	TSX Volume	TSX Value
CM	11,411,904	\$712,362,557
SU	15,530,308	\$669,064,155
TD	5,608,755	\$472,601,183
CNQ	7,008,638	\$457,007,450
RY	3,512,244	\$433,760,593
ENB	7,076,015	\$375,345,314
TRP	4,886,862	\$325,508,392
BNS	4,181,055	\$317,477,314
CVE	10,241,653	\$243,953,055
BMO	1,992,791	\$243,787,241
NTR	2,196,235	\$230,151,782
CNR	1,547,921	\$221,200,238
NA	2,480,698	\$208,039,905
TECK.B	5,009,184	\$205,728,620
BCE	3,054,579	\$189,832,999
FM	7,484,881	\$179,904,497
XIU	5,971,581	\$172,864,574
MFC	7,726,913	\$165,698,573
TOU	2,516,874	\$157,655,267
SHOP	316,634	\$146,151,248

ETF Trading

Daily Volume	46,904,464	Average Trade Value	\$13,541
Daily Value	\$878,609,488	Average Trade Size	723
# Trades	64,887	# of ETFs Traded	818

Top 10 ETFs by TSX Volume

Symbol	Market Volume	Market Value
XEG	7,377,269	\$106,440,797
XIU	5,971,581	\$172,864,574
HND	3,704,580	\$13,027,987
HOD	2,087,355	\$4,797,442
ZEB	2,028,676	\$69,436,720
HNU	1,396,008	\$27,178,035
HQD	1,285,587	\$11,726,466
HXT	1,230,337	\$56,543,768
HQU	1,185,292	\$11,543,867
HSU	840,543	\$10,826,709

Top 10 ETFs by TSX Value

Symbol	Market Volume	Market Value
XIU	5,971,581	\$172,864,574
XEG	7,377,269	\$106,440,797
ZEB	2,028,676	\$69,436,720
HXT	1,230,337	\$56,543,768
HNU	1,396,008	\$27,178,035
XSP	469,335	\$19,029,389
XFN	375,408	\$16,505,843
HEU	325,486	\$14,020,815
XIC	453,008	\$13,621,485
HND	3,704,580	\$13,027,987

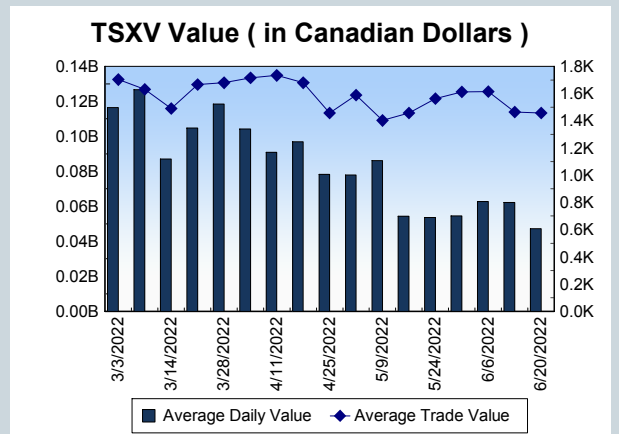
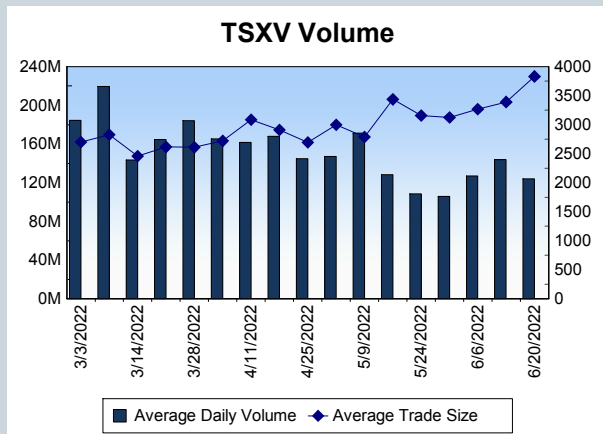
Block Trades	Non Block Trades
1,400	1,310,563

Top 5 Block Trade Brokers by Volume	
Broker	TSX Block Volume
BMO NESBITT BURNS INC.	23,227,400
SOCIETE GENERALE CAPITA	15,783,500
RBC CAPITAL MARKETS	15,300,400
GOLDMAN SACHS CANADA I	11,137,300
TD SECURITIES INC.	8,988,000

Top 5 Block Trade Symbols by Volume	
Symbol	TSX Block Volume
CM	9,234,500
SU	9,140,700
MFC	4,425,300
ENB	3,269,200
TD	2,974,800

TSXV	
Daily Volume	145,978,336
Daily Value	\$62,484,166
Daily Trades	42,656
Daily Symbols Traded	1,258

TSXV ANONYMOUS TRADING	
Daily Volume	71,016,708
Daily Value	\$33,093,010
Average Trade Size	3,368
% TSXV Volume	48.65%



Top 20 TSXV Symbols by Volume		
Symbol	TSXV Volume	TSXV Value
CMC	8,990,560	\$776,900
RIO	7,735,277	\$2,013,542
AFM	3,882,448	\$2,844,478
SNV	2,760,882	\$249,250
ROK	1,625,330	\$376,367
JOR	1,591,050	\$124,280
ETMC	1,529,999	\$3,348,238
TAL	1,442,096	\$998,268
ABRA	1,324,879	\$424,142
LOU	1,300,442	\$906,983
PQE	1,290,478	\$293,129
AAZ	1,267,182	\$81,977
KAPA	1,207,000	\$49,610
FARM	1,013,491	\$457,333
FARM.WT	1,000,000	\$50,000
MAX	980,055	\$349,557
PBX	956,791	\$226,106
PGM	926,357	\$149,463
SSE	886,266	\$18,435
SMY	870,500	\$121,960

Top 20 TSXV Symbols by Value		
Symbol	TSXV Volume	TSXV Value
TOI	60,282	\$4,071,593
ETMC	1,529,999	\$3,348,238
AFM	3,882,448	\$2,844,478
RIO	7,735,277	\$2,013,542
NFG	302,582	\$1,941,362
AMC	483,513	\$1,787,380
HIVE	328,159	\$1,330,247
FL	504,478	\$1,091,138
EMO	800,595	\$1,080,674
SGML	47,596	\$1,051,407
TAL	1,442,096	\$998,268
RECO	192,564	\$962,333
LOU	1,300,442	\$906,983
CMC	8,990,560	\$776,900
DSV	551,103	\$724,485
SLI	121,235	\$715,043
YAK	396,734	\$686,357
LI	338,377	\$669,387
CNC	397,414	\$600,728
NGEX	296,094	\$600,138

Dark TSX/TSXV Trading			
Volume	27,068,000	Daily Trades	105,032
Value	810,558,559	Daily Symbols Traded	1,276