

DAILY REPORT



For more information, email trading_sales@tsx.com

June 15, 2022

Indices	June 15 Close	Previous Close	Change	% Change
S&P/TSX Composite Index	19,611.56			%
S&P/TSX 60 Index	1,186.75			%
S&P/TSX Venture Composite	655.65			%
S&P/TSX Completion Index	1,135.61			%
S&P/TSX Smallcap Index	719.83			%

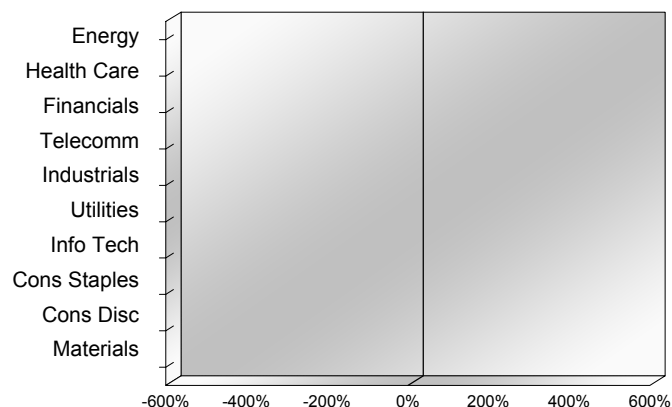
S&P/TSX Composite Index		
Advancers	Decliners	Unchanged
0	0	0

S&P/TSX Composite Index			
Top 10 Index Contributors		Top 10 Index Detractors	
Constituent	Index Contribution	Constituent	Index Contribution

S&P/TSX Composite Index			
Top 10 Advancers		Top 10 Decliners	
Constituent	Return	Constituent	Return
	%		%

S&P/TSX Composite Index				
Sector	# of Index Constituents	Weight	Market Cap (\$B)	Index Contribution
Energy	34	%	\$546.95	
Health Care	8	%	\$11.09	
Financials	28	%	\$898.90	
Communication Services	7	%	\$141.74	
Industrials	30	%	\$326.66	
Utilities	16	%	\$140.41	
Information Technology	16	%	\$147.80	
Consumer Staples	11	%	\$114.69	
Consumer Discretionary	14	%	\$92.28	
Materials	52	%	\$358.34	
S&P/TSX Composite Index	216	%	\$2,778.85	

S&P/TSX Composite Index - Sectors Returns



This report is published by TSX Inc. TSX Inc. does not guarantee either the completeness or the accuracy of this information. The information contained in this report is provided for informational purposes only and you agree not to rely upon the information contained in this report for any trading, business or financial purpose. These sheets are printed in Canada and issued by TSX Inc. under the express condition, to which everyone receiving or making use thereof assents, that no liability shall be incurred by TSX Inc. or its affiliated companies or any other vendor or donor, including, without limitation, for reliance on or for any errors or inaccuracies in this report. Neither TMX Group Limited, TSX Inc., nor any of their affiliated companies, guarantees the completeness of the information contained in this document and are not responsible for any errors or omission in or your use of, or reliance on, the information. This publication is under copyright. © 2016 TSX Inc. All rights reserved. Do not copy, distribute, sell or modify this publication without the prior written consent of TSX Inc. <http://www.tsx.com/trading>

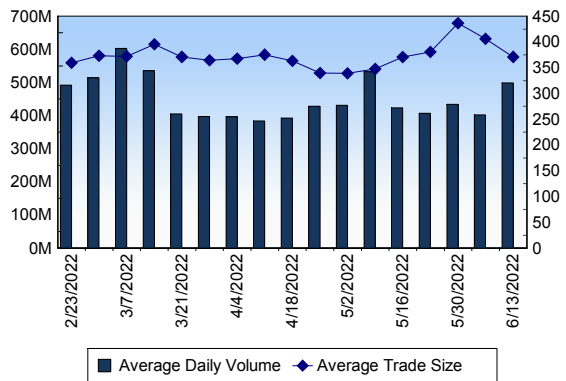
TSX

Daily Volume	457,676,839
Daily Value	\$12,673,336,053
Daily Trades	1,319,651
Daily Symbols Traded	2,106

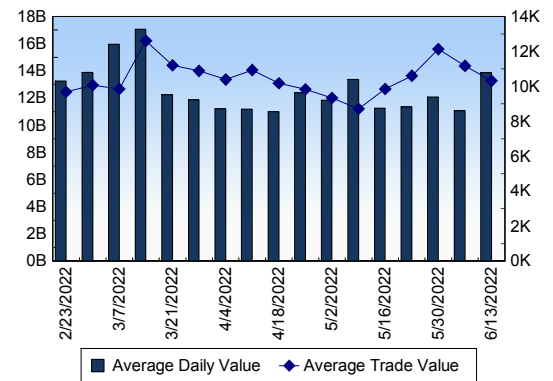
TSX ANONYMOUS TRADING

Daily Volume	188,785,636
Daily Value	\$4,845,153,679
Average Trade Size	292
% TSX Volume	41.25 %

TSX Volume



TSX Value (in Canadian Dollars)



Top 20 TSX Symbols by Volume

Symbol	TSX Volume	TSX Value
CNQ	13,123,676	\$1,014,181,938
TRP	10,396,659	\$717,544,121
SU	9,830,140	\$493,310,919
XIU	9,744,768	\$291,776,447
ATH	9,200,640	\$27,988,069
CVE	9,030,416	\$252,331,728
CPG	8,686,740	\$103,522,069
BTE	8,671,126	\$68,111,904
ALA	8,381,541	\$229,416,316
XEG	7,188,676	\$121,675,187
HND	6,619,697	\$17,436,399
RY	5,859,035	\$741,138,032
K	5,495,288	\$29,106,679
BTO	5,222,917	\$25,214,546
TD	4,938,513	\$440,223,775
ABX	4,623,999	\$116,554,826
AC	4,608,163	\$83,388,441
BNS	4,532,560	\$367,132,057
CM	4,347,823	\$285,571,317
UEX	4,299,737	\$1,460,848

Top 20 TSX Symbols by Value

Symbol	TSX Volume	TSX Value
CNQ	13,123,676	\$1,014,181,938
RY	5,859,035	\$741,138,032
TRP	10,396,659	\$717,544,121
SU	9,830,140	\$493,310,919
TD	4,938,513	\$440,223,775
BNS	4,532,560	\$367,132,057
XIU	9,744,768	\$291,776,447
CM	4,347,823	\$285,571,317
BCE	4,162,616	\$265,351,954
CVE	9,030,416	\$252,331,728
ALA	8,381,541	\$229,416,316
SHOP	538,182	\$223,825,125
ENB	3,818,515	\$210,501,778
CNR	1,353,417	\$192,789,242
NTR	1,630,757	\$184,984,235
QSR	2,682,063	\$167,952,530
BMO	1,183,328	\$152,829,378
PPL	3,000,778	\$146,422,701
XEG	7,188,676	\$121,675,187
NA	1,318,438	\$118,261,462

ETF Trading

Daily Volume	74,257,783	Average Trade Value	\$13,048
Daily Value	\$1,233,993,737	Average Trade Size	785
# Trades	94,571	# of ETFs Traded	862

Top 10 ETFs by TSX Volume

Symbol	Market Volume	Market Value
XIU	9,744,768	\$291,776,447
XEG	7,188,676	\$121,675,187
HND	6,619,697	\$17,436,399
BTCC.B	4,030,334	\$16,341,391
HQD	2,863,320	\$26,716,970
HOD	2,434,391	\$4,779,351
HQU	2,314,761	\$22,326,555
BTCX.B	2,140,961	\$8,817,139
ETHX.B	1,973,552	\$10,572,954
HSD	1,798,247	\$16,266,148

Top 10 ETFs by TSX Value

Symbol	Market Volume	Market Value
XIU	9,744,768	\$291,776,447
XEG	7,188,676	\$121,675,187
HXT	1,338,118	\$63,453,722
ZEB	1,143,821	\$41,002,546
HNU	1,358,124	\$37,184,978
XSP	825,311	\$33,482,606
XFN	628,638	\$28,658,283
XIC	901,490	\$28,247,919
HQD	2,863,320	\$26,716,970
HQU	2,314,761	\$22,326,555

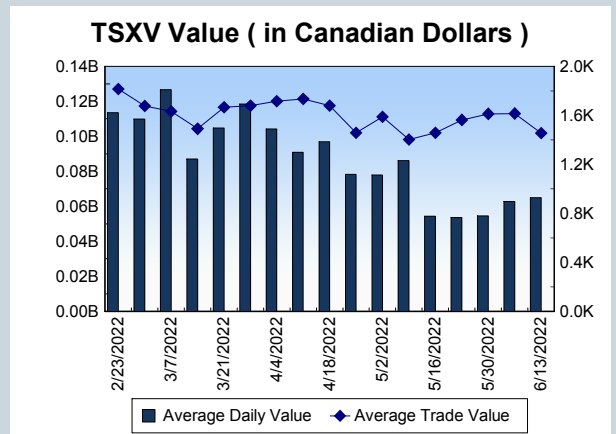
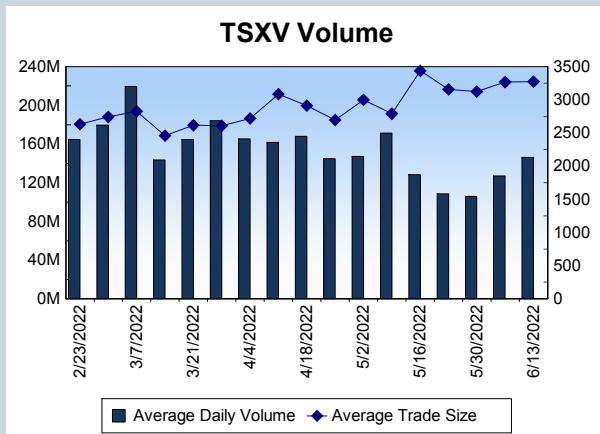
Block Trades	Non Block Trades
946	1,318,705

Top 5 Block Trade Brokers by Volume	
Broker	TSX Block Volume
GOLDMAN SACHS CANADA I	23,460,600
BMO NESBITT BURNS INC.	21,277,050
TD SECURITIES INC.	15,171,700
RBC CAPITAL MARKETS	14,478,200
INSTINET CANADA LTD.	9,453,400

Top 5 Block Trade Symbols by Volume	
Symbol	TSX Block Volume
CNQ	10,090,000
TRP	8,512,400
ALA	7,305,000
SU	4,774,400
RY	3,546,300

TSXV	
Daily Volume	131,246,324
Daily Value	\$55,350,534
Daily Trades	38,800
Daily Symbols Traded	1,175

TSXV ANONYMOUS TRADING	
Daily Volume	63,902,492
Daily Value	\$33,079,599
Average Trade Size	3,166
% TSXV Volume	48.69%



Top 20 TSXV Symbols by Volume		
Symbol	TSXV Volume	TSXV Value
BXR	6,954,284	\$174,387
CMC	6,249,766	\$480,047
HBK	2,780,250	\$13,901
MTU	1,992,000	\$49,990
DMGI	1,592,565	\$401,001
PEI	1,346,450	\$106,243
LME	1,251,525	\$1,274,503
SNM	1,213,982	\$109,963
AEC	1,200,091	\$96,440
PNPN	1,156,767	\$140,219
MAE	1,096,295	\$65,593
AN	1,082,310	\$439,115
GXU	1,067,220	\$289,295
SPA	1,053,447	\$206,169
DM	1,012,696	\$130,082
GBRC	1,012,055	\$129,664
BNCH	988,728	\$742,418
BTU	958,905	\$30,953
ZC	957,500	\$151,415
RGD	953,611	\$260,232

Top 20 TSXV Symbols by Value		
Symbol	TSXV Volume	TSXV Value
TOI	136,534	\$8,692,705
HIVE	405,597	\$1,616,178
NFG	205,644	\$1,394,650
AMC	294,048	\$1,287,460
LME	1,251,525	\$1,274,503
SLI	218,449	\$1,217,066
FL	459,285	\$1,080,583
LI	478,839	\$965,271
SOU	677,573	\$793,926
BNCH	988,728	\$742,418
FOM	287,210	\$701,435
AFM	720,399	\$640,995
TAL	706,929	\$580,731
GMG	166,396	\$548,588
SGML	25,824	\$527,621
HME	296,530	\$520,983
DSV	369,178	\$513,171
LA	32,700	\$511,921
ARTG	83,996	\$509,652
RECO	100,731	\$487,493

Dark TSX/TSXV Trading			
Volume	24,208,450	Daily Trades	104,208
Value	759,784,095	Daily Symbols Traded	1,323