

# DAILY REPORT



For more information, email [trading\\_sales@tsx.com](mailto:trading_sales@tsx.com)

May 2, 2022

Indices	May 2 Close	Previous Close	Change	% Change
S&P/TSX Composite Index	20,692.22			%
S&P/TSX 60 Index	1,254.38			%
S&P/TSX Venture Composite	791.68			%
S&P/TSX Completion Index	1,189.57			%
S&P/TSX Smallcap Index	768.85			%

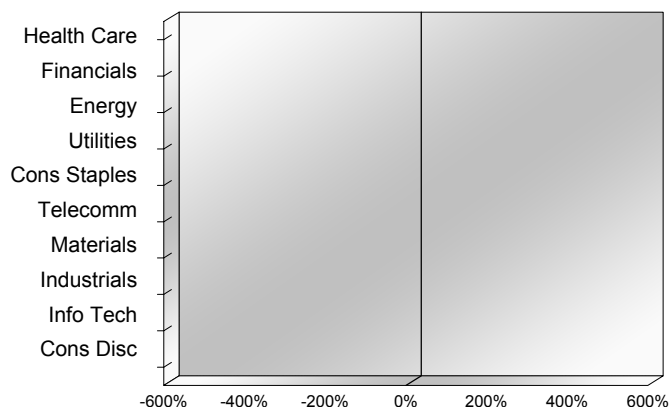
S&P/TSX Composite Index		
Advancers	Decliners	Unchanged
0	0	0

S&P/TSX Composite Index			
Top 10 Index Contributors		Top 10 Index Detractors	
Constituent	Index Contribution	Constituent	Index Contribution

S&P/TSX Composite Index			
Top 10 Advancers		Top 10 Decliners	
Constituent	Return	Constituent	Return
	%		%

S&P/TSX Composite Index				
Sector	# of Index Constituents	Weight	Market Cap (\$B)	Index Contribution
Health Care	8	%	\$17.99	
Financials	28	%	\$939.76	
Energy	34	%	\$529.47	
Utilities	16	%	\$143.98	
Consumer Staples	11	%	\$120.85	
Communication Services	7	%	\$154.45	
Materials	52	%	\$398.72	
Industrials	30	%	\$348.55	
Information Technology	16	%	\$175.32	
Consumer Discretionary	14	%	\$99.93	
<b>S&amp;P/TSX Composite Index</b>	<b>216</b>	<b>%</b>	<b>\$2,929.02</b>	

S&P/TSX Composite Index - Sectors Returns



This report is published by TSX Inc. TSX Inc. does not guarantee either the completeness or the accuracy of this information. The information contained in this report is provided for informational purposes only and you agree not to rely upon the information contained in this report for any trading, business or financial purpose. These sheets are printed in Canada and issued by TSX Inc. under the express condition, to which everyone receiving or making use thereof assents, that no liability shall be incurred by TSX Inc. or its affiliated companies or any other vendor or donor, including, without limitation, for reliance on or for any errors or inaccuracies in this report. Neither TMX Group Limited, TSX Inc., nor any of their affiliated companies, guarantees the completeness of the information contained in this document and are not responsible for any errors or omission in or your use of, or reliance on, the information. This publication is under copyright. © 2016 TSX Inc. All rights reserved. Do not copy, distribute, sell or modify this publication without the prior written consent of TSX Inc. <http://www.tsx.com/trading>

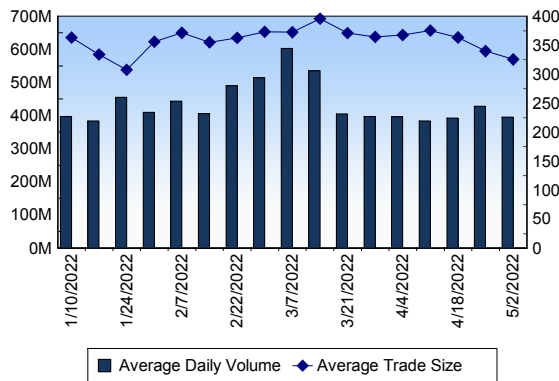
## TSX

Daily Volume	395,291,264
Daily Value	\$11,932,002,489
Daily Trades	1,214,559
Daily Symbols Traded	2,153

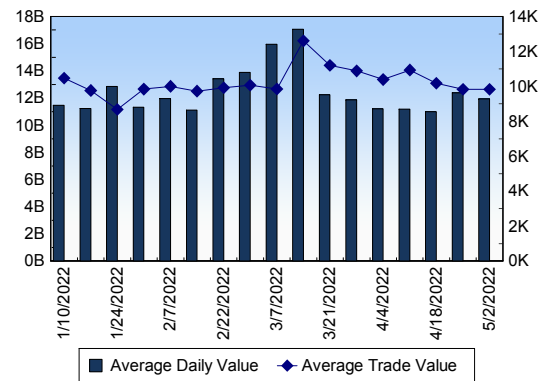
## TSX ANONYMOUS TRADING

Daily Volume	181,610,929
Daily Value	\$5,498,938,046
Average Trade Size	297
% TSX Volume	45.94 %

### TSX Volume



### TSX Value ( in Canadian Dollars )



### Top 20 TSX Symbols by Volume

Symbol	TSX Volume	TSX Value
SU	13,717,567	\$634,691,893
ENB	12,201,908	\$682,133,667
MFC	8,135,681	\$203,370,478
CVE	7,280,739	\$171,142,403
BTE	7,202,204	\$46,390,960
ABX	5,803,469	\$164,976,720
TD	5,716,144	\$528,931,174
ATH	4,587,907	\$11,166,682
CPG	4,483,281	\$39,108,850
RY	4,452,101	\$576,791,115
BMO	4,162,986	\$565,248,020
XIU	4,048,895	\$128,265,759
TRP	4,003,981	\$273,275,207
BNS	3,928,942	\$320,084,999
CNQ	3,662,136	\$286,893,274
XEG	3,624,626	\$55,948,354
WCP	3,476,764	\$35,391,892
K	3,472,652	\$22,068,775
YRI	3,451,503	\$23,451,572
HND	3,297,760	\$11,785,746

### Top 20 TSX Symbols by Value

Symbol	TSX Volume	TSX Value
ENB	12,201,908	\$682,133,667
SU	13,717,567	\$634,691,893
RY	4,452,101	\$576,791,115
BMO	4,162,986	\$565,248,020
TD	5,716,144	\$528,931,174
CNR	2,291,481	\$346,677,342
BNS	3,928,942	\$320,084,999
CNQ	3,662,136	\$286,893,274
TRP	4,003,981	\$273,275,207
MFC	8,135,681	\$203,370,478
SHOP	350,023	\$199,846,583
SLF	3,137,292	\$199,457,009
CVE	7,280,739	\$171,142,403
EMA	2,693,415	\$166,072,476
ABX	5,803,469	\$164,976,720
TOU	2,340,381	\$153,295,728
NTR	1,193,046	\$152,177,516
ATD	2,494,560	\$145,471,269
FTS	2,308,035	\$142,918,167
BCE	2,033,781	\$138,357,394

## ETF Trading

Daily Volume	48,483,055	Average Trade Value	\$11,036
Daily Value	\$1,036,395,925	Average Trade Size	516
# Trades	93,909	# of ETFs Traded	906

### Top 10 ETFs by TSX Volume

Symbol	Market Volume	Market Value
XIU	4,048,895	\$128,265,759
XEG	3,624,626	\$55,948,354
HND	3,297,760	\$11,785,746
HOD	2,912,143	\$8,115,797
HSD	2,565,259	\$20,234,802
ZEB	1,662,144	\$61,639,663
HQD	1,340,995	\$10,557,425
HSU	1,273,285	\$20,016,609
HQU	1,241,915	\$15,376,211
HXT	1,185,725	\$59,136,204

### Top 10 ETFs by TSX Value

Symbol	Market Volume	Market Value
XIU	4,048,895	\$128,265,759
ZEB	1,662,144	\$61,639,663
HXT	1,185,725	\$59,136,204
XEG	3,624,626	\$55,948,354
XSP	976,731	\$43,085,401
ZSP	480,350	\$28,032,550
XIC	798,796	\$26,272,669
XQQ	254,288	\$25,474,622
VFV	252,386	\$23,773,442
XFN	481,045	\$22,931,743

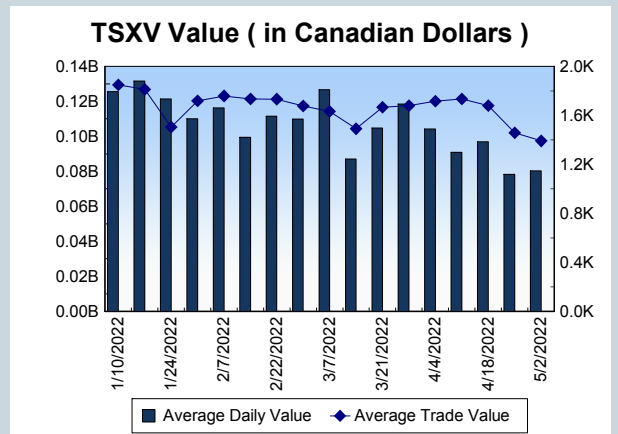
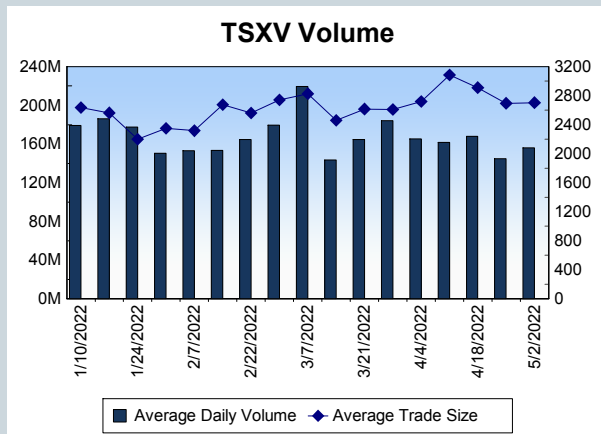
<b>Block Trades</b>	<b>Non Block Trades</b>
1,088	1,213,471

Top 5 Block Trade Brokers by Volume	
Broker	TSX Block Volume
GOLDMAN SACHS CANADA I	29,780,400
NATIONAL BANK FINANCIAL	22,171,900
BMO NESBITT BURNS INC.	12,897,040
SOCIETE GENERALE CAPITA	9,727,700
INSTINET CANADA LTD.	8,903,300

Top 5 Block Trade Symbols by Volume	
Symbol	TSX Block Volume
ENB	9,439,300
SU	8,084,600
MFC	5,270,000
TD	3,351,100
ABX	3,340,100

TSXV	
Daily Volume	156,183,007
Daily Value	\$80,350,123
Daily Trades	57,770
Daily Symbols Traded	1,327

TSXV ANONYMOUS TRADING	
Daily Volume	79,832,999
Daily Value	\$43,702,060
Average Trade Size	2,954
% TSXV Volume	51.12%



Top 20 TSXV Symbols by Volume		
Symbol	TSXV Volume	TSXV Value
RABI	6,946,429	\$371,250
BXR	5,104,500	\$76,568
DM	3,225,525	\$541,650
HIVE	2,937,877	\$5,634,387
NSP	2,544,757	\$50,986
BRC	2,373,373	\$2,259,286
EMO	2,184,776	\$3,948,188
PGM	1,779,054	\$335,718
NEV	1,677,435	\$299,769
DAC	1,572,801	\$31,575
AKR	1,361,870	\$100,762
GQ	1,239,650	\$57,253
EWS	1,209,444	\$52,186
YTY	1,206,000	\$42,210
NUG	1,205,290	\$67,715
FIND	1,192,560	\$983,236
PBX	1,164,167	\$459,929
VXTR	1,160,666	\$1,462,104
PUL	1,152,212	\$62,766
GXU	1,098,175	\$374,477

Top 20 TSXV Symbols by Value		
Symbol	TSXV Volume	TSXV Value
HIVE	2,937,877	\$5,634,387
TOI	55,020	\$4,321,787
EMO	2,184,776	\$3,948,188
RECO	421,069	\$2,941,764
BRC	2,373,373	\$2,259,286
AMC	314,593	\$1,779,335
VXTR	1,160,666	\$1,462,104
NFG	175,521	\$1,420,084
EU	967,549	\$1,308,552
SGML	63,391	\$1,286,779
FL	344,004	\$1,191,112
SLI	142,928	\$1,086,013
FIND	1,192,560	\$983,236
LI	300,683	\$930,972
ARTG	130,175	\$875,820
PRYM	313,637	\$858,241
AVN	553,308	\$821,213
VZLA	375,275	\$790,481
URC	189,100	\$779,760
ISO	189,849	\$739,555

Dark TSX/TSXV Trading			
Volume	18,896,090	Daily Trades	71,153
Value	545,974,506	Daily Symbols Traded	1,350