

DAILY REPORT



For more information, email trading_sales@tsx.com

April 21, 2022

Indices	April 21 Close	Previous Close	Change	% Change
S&P/TSX Composite Index	21,650.41			%
S&P/TSX 60 Index	1,310.19			%
S&P/TSX Venture Composite	855.61			%
S&P/TSX Completion Index	1,253.42			%
S&P/TSX Smallcap Index	824.47			%

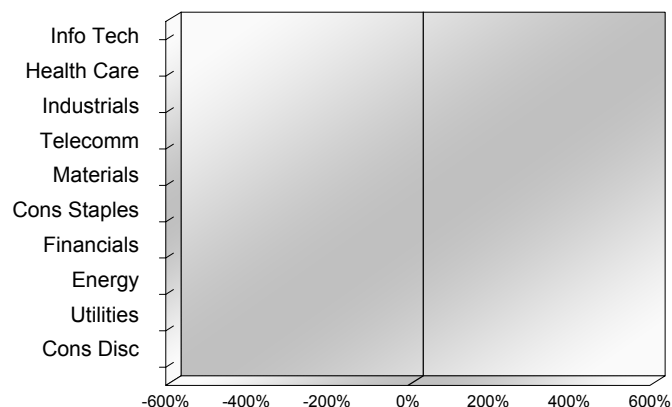
S&P/TSX Composite Index		
Advancers	Decliners	Unchanged
0	0	0

S&P/TSX Composite Index			
Top 10 Index Contributors		Top 10 Index Detractors	
Constituent	Index Contribution	Constituent	Index Contribution

S&P/TSX Composite Index			
Top 10 Advancers		Top 10 Decliners	
Constituent	Return	Constituent	Return
	%		%

S&P/TSX Composite Index				
Sector	# of Index Constituents	Weight	Market Cap (\$B)	Index Contribution
Information Technology	16	%	\$180.61	
Health Care	8	%	\$19.19	
Industrials	30	%	\$367.67	
Communication Services	7	%	\$164.72	
Materials	52	%	\$424.67	
Consumer Staples	11	%	\$121.20	
Financials	28	%	\$990.58	
Energy	34	%	\$538.62	
Utilities	16	%	\$150.29	
Consumer Discretionary	14	%	\$103.67	
S&P/TSX Composite Index	216	%	\$3,061.20	

S&P/TSX Composite Index - Sectors Returns



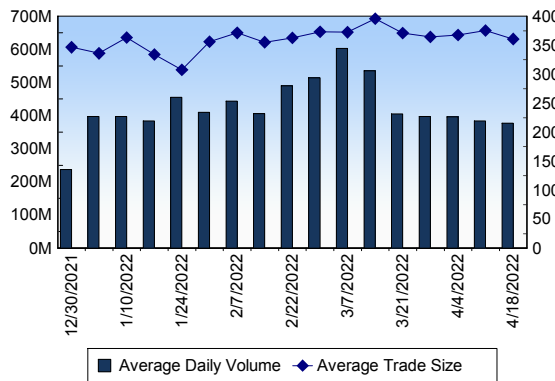
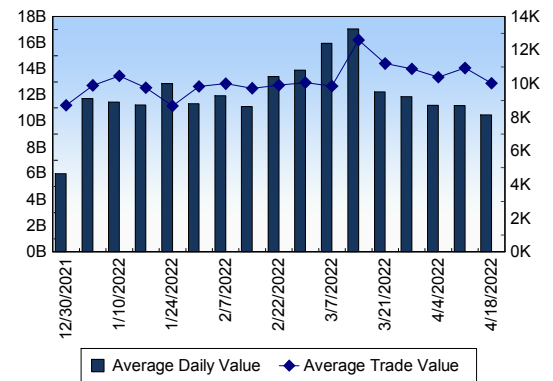
This report is published by TSX Inc. TSX Inc. does not guarantee either the completeness or the accuracy of this information. The information contained in this report is provided for informational purposes only and you agree not to rely upon the information contained in this report for any trading, business or financial purpose. These sheets are printed in Canada and issued by TSX Inc. under the express condition, to which everyone receiving or making use thereof assents, that no liability shall be incurred by TSX Inc. or its affiliated companies or any other vendor or donor, including, without limitation, for reliance on or for any errors or inaccuracies in this report. Neither TMX Group Limited, TSX Inc., nor any of their affiliated companies, guarantees the completeness of the information contained in this document and are not responsible for any errors or omission in or your use of, or reliance on, the information. This publication is under copyright. © 2016 TSX Inc. All rights reserved. Do not copy, distribute, sell or modify this publication without the prior written consent of TSX Inc. <http://www.tsx.com/trading>

TSX

Daily Volume	424,773,539
Daily Value	\$12,001,935,321
Daily Trades	1,242,814
Daily Symbols Traded	2,165

TSX ANONYMOUS TRADING

Daily Volume	200,184,093
Daily Value	\$6,146,125,718
Average Trade Size	332
% TSX Volume	47.13 %

TSX Volume**TSX Value (in Canadian Dollars)****Top 20 TSX Symbols by Volume**

Symbol	TSX Volume	TSX Value
ATH	13,015,421	\$35,525,763
RY	12,608,800	\$1,749,782,097
BTE	8,510,647	\$58,963,486
TVE	7,500,974	\$39,892,675
CVE	7,367,672	\$164,689,819
MFC	7,242,004	\$194,593,384
HND	6,142,029	\$25,969,599
SU	6,074,610	\$259,402,100
ENB	5,717,288	\$334,456,805
CPG	5,238,348	\$50,471,152
AC	5,094,010	\$125,825,142
K	4,629,794	\$33,406,538
DML	4,425,775	\$8,603,556
CNQ	4,291,054	\$366,764,023
BNS	4,243,305	\$367,709,648
TRP	4,110,455	\$300,767,176
FM	3,998,576	\$157,426,866
YRI	3,988,616	\$30,281,191
PPL	3,947,910	\$198,397,063
BTO	3,668,401	\$21,682,644

Top 20 TSX Symbols by Value

Symbol	TSX Volume	TSX Value
RY	12,608,800	\$1,749,782,097
BNS	4,243,305	\$367,709,648
CNQ	4,291,054	\$366,764,023
ENB	5,717,288	\$334,456,805
SHOP	516,449	\$320,193,908
TRP	4,110,455	\$300,767,176
TD	3,108,694	\$296,616,645
BMO	1,839,759	\$269,643,622
SU	6,074,610	\$259,402,100
NTR	1,614,753	\$221,518,995
PPL	3,947,910	\$198,397,063
MFC	7,242,004	\$194,593,384
CM	1,184,394	\$175,219,272
CVE	7,367,672	\$164,689,819
FM	3,998,576	\$157,426,866
CP	1,597,884	\$156,880,109
BCE	2,031,971	\$148,955,220
TECK.B	2,884,537	\$148,392,505
CNR	804,563	\$129,768,426
AC	5,094,010	\$125,825,142

ETF Trading

Daily Volume	38,556,820	Average Trade Value	\$9,795
Daily Value	\$723,743,985	Average Trade Size	522
# Trades	73,892	# of ETFs Traded	895

Top 10 ETFs by TSX Volume

Symbol	Market Volume	Market Value
HND	6,142,029	\$25,969,599
HOD	3,575,278	\$9,735,112
XIU	2,351,338	\$78,306,048
XEG	1,819,460	\$28,541,143
XGD	1,203,675	\$26,332,153
HQD	1,090,510	\$7,487,892
ZSP	824,779	\$50,598,453
HSD	824,722	\$5,679,401
ZEB	820,561	\$32,402,650
HUV	779,668	\$7,069,356

Top 10 ETFs by TSX Value

Symbol	Market Volume	Market Value
XIU	2,351,338	\$78,306,048
ZSP	824,779	\$50,598,453
ZEB	820,561	\$32,402,650
XEG	1,819,460	\$28,541,143
XGD	1,203,675	\$26,332,153
HND	6,142,029	\$25,969,599
XSP	512,698	\$24,438,781
HOU	697,793	\$17,057,672
HXT	319,928	\$16,842,138
XFN	325,155	\$16,503,122

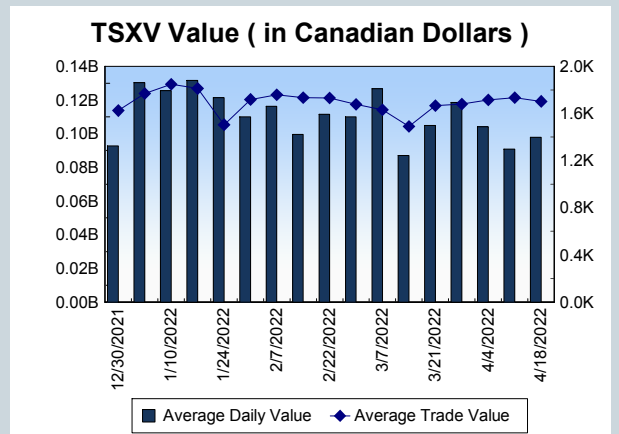
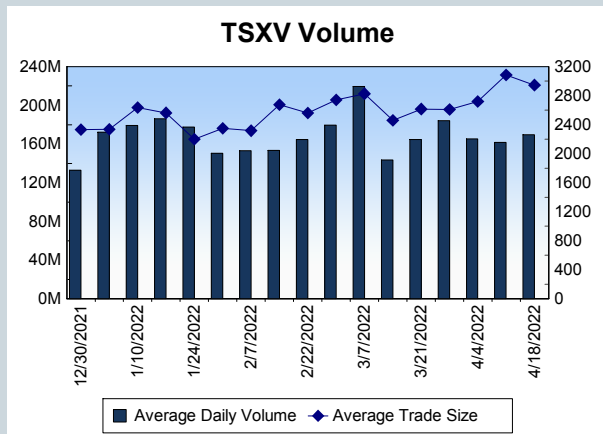
Block Trades	Non Block Trades
1,203	1,241,611

Top 5 Block Trade Brokers by Volume	
Broker	TSX Block Volume
RBC CAPITAL MARKETS	12,816,500
TD SECURITIES INC.	12,343,500
GOLDMAN SACHS CANADA I	11,778,300
SCOTIA CAPITAL INC.	10,445,550
NATIONAL BANK FINANCIAL	7,737,500

Top 5 Block Trade Symbols by Volume	
Symbol	TSX Block Volume
RY	10,651,400
MFC	3,574,300
PPL	2,707,900
ENB	2,584,700
ATH	2,204,600

TSXV	
Daily Volume	189,312,664
Daily Value	\$100,626,823
Daily Trades	61,360
Daily Symbols Traded	1,330

TSXV ANONYMOUS TRADING	
Daily Volume	98,709,979
Daily Value	\$55,423,722
Average Trade Size	3,557
% TSXV Volume	52.14%



Top 20 TSXV Symbols by Volume		
Symbol	TSXV Volume	TSXV Value
NEV	7,208,733	\$931,365
MAE	5,849,240	\$511,210
BMK	4,537,346	\$136,417
AFM	3,368,973	\$4,647,855
SAE	3,269,540	\$955,374
KGC	3,038,943	\$282,956
EPL	2,926,979	\$498,109
MAI	2,143,091	\$1,523,916
TAL	1,990,693	\$1,340,054
HIVE	1,834,244	\$4,063,469
PTU	1,808,033	\$181,788
AEC	1,706,808	\$199,208
RYU	1,531,259	\$91,468
PGM	1,517,506	\$302,268
HELI	1,464,616	\$1,058,092
NCI	1,334,312	\$53,372
ABRA	1,332,035	\$569,436
LGC	1,280,815	\$58,887
GXU	1,190,429	\$496,990
PEGA	1,179,490	\$109,650

Top 20 TSXV Symbols by Value		
Symbol	TSXV Volume	TSXV Value
AFM	3,368,973	\$4,647,855
HIVE	1,834,244	\$4,063,469
TOI	35,911	\$3,102,296
RECO	434,877	\$2,738,533
NFG	294,550	\$2,617,177
FL	592,109	\$2,028,297
EU	949,660	\$1,614,850
MAI	2,143,091	\$1,523,916
EMO	623,769	\$1,462,543
NGEX	338,102	\$1,371,732
TAL	1,990,693	\$1,340,054
SLI	140,628	\$1,253,676
CNC	491,806	\$1,201,063
LI	333,822	\$1,188,942
AMC	171,829	\$1,088,699
DSV	632,072	\$1,085,128
LXE	523,195	\$1,065,459
HELI	1,464,616	\$1,058,092
URC	204,690	\$1,011,263
ORG	1,002,100	\$984,538

Dark TSX/TSXV Trading			
Volume	21,334,560	Daily Trades	83,677
Value	766,778,089	Daily Symbols Traded	1,368