

DAILY REPORT



For more information, email trading_sales@tsx.com

April 7, 2022

Indices	April 7 Close	Previous Close	Change	% Change
S&P/TSX Composite Index	21,834.89			%
S&P/TSX 60 Index	1,323.03			%
S&P/TSX Venture Composite	886.33			%
S&P/TSX Completion Index	1,257.65			%
S&P/TSX Smallcap Index	828.23			%

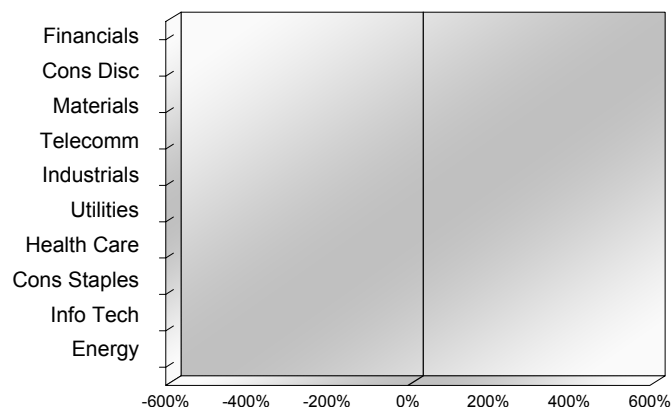
S&P/TSX Composite Index		
Advancers	Decliners	Unchanged
0	0	0

S&P/TSX Composite Index			
Top 10 Index Contributors		Top 10 Index Detractors	
Constituent	Index Contribution	Constituent	Index Contribution

S&P/TSX Composite Index			
Top 10 Advancers		Top 10 Decliners	
Constituent	Return	Constituent	Return
	%		%

S&P/TSX Composite Index				
Sector	# of Index Constituents	Weight	Market Cap (\$B)	Index Contribution
Financials	28	%	\$992.68	
Consumer Discretionary	14	%	\$102.54	
Materials	52	%	\$425.26	
Communication Services	7	%	\$164.83	
Industrials	30	%	\$367.58	
Utilities	16	%	\$152.56	
Health Care	8	%	\$20.84	
Consumer Staples	11	%	\$123.02	
Information Technology	16	%	\$209.72	
Energy	34	%	\$529.43	
S&P/TSX Composite Index	216	%	\$3,088.46	

S&P/TSX Composite Index - Sectors Returns



This report is published by TSX Inc. TSX Inc. does not guarantee either the completeness or the accuracy of this information. The information contained in this report is provided for informational purposes only and you agree not to rely upon the information contained in this report for any trading, business or financial purpose. These sheets are printed in Canada and issued by TSX Inc. under the express condition, to which everyone receiving or making use thereof assents, that no liability shall be incurred by TSX Inc. or its affiliated companies or any other vendor or donor, including, without limitation, for reliance on or for any errors or inaccuracies in this report. Neither TMX Group Limited, TSX Inc., nor any of their affiliated companies, guarantees the completeness of the information contained in this document and are not responsible for any errors or omission in or your use of, or reliance on, the information. This publication is under copyright. © 2016 TSX Inc. All rights reserved. Do not copy, distribute, sell or modify this publication without the prior written consent of TSX Inc. <http://www.tsx.com/trading>

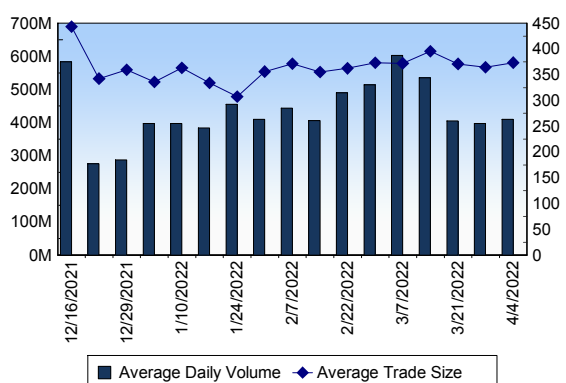
TSX

Daily Volume	405,538,172
Daily Value	\$10,294,737,592
Daily Trades	1,109,264
Daily Symbols Traded	2,142

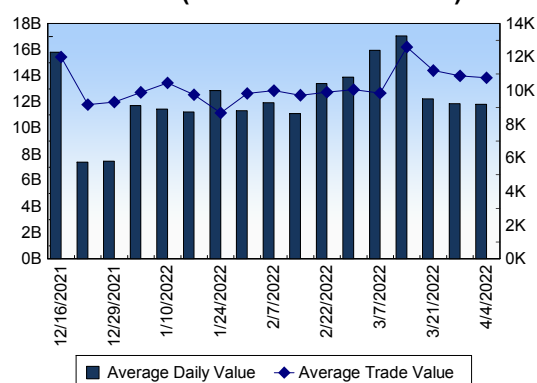
TSX ANONYMOUS TRADING

Daily Volume	166,119,898
Daily Value	\$4,270,642,274
Average Trade Size	306
% TSX Volume	40.96 %

TSX Volume



TSX Value (in Canadian Dollars)



Top 20 TSX Symbols by Volume

Symbol	TSX Volume	TSX Value
ATH	32,654,721	\$63,678,270
DML	8,713,051	\$19,085,296
FCU	7,781,749	\$7,774,270
ENB	5,687,352	\$329,519,069
CVE	5,562,072	\$115,923,308
SU	5,283,205	\$214,708,142
CNQ	4,827,128	\$380,851,247
BNS	4,661,379	\$407,972,437
HND	4,363,967	\$24,598,388
MFC	4,324,401	\$114,500,487
RY	4,249,094	\$576,224,643
BTE	4,207,200	\$22,768,343
TD	3,977,673	\$383,657,292
K	3,955,788	\$29,477,369
ABX	3,872,810	\$121,004,167
BCE	3,833,204	\$278,851,319
NXE	3,560,727	\$27,006,423
AC	3,541,929	\$79,039,152
TLRY	3,300,033	\$27,621,910
CPG	3,187,360	\$27,840,260

Top 20 TSX Symbols by Value

Symbol	TSX Volume	TSX Value
RY	4,249,094	\$576,224,643
BNS	4,661,379	\$407,972,437
TD	3,977,673	\$383,657,292
CNQ	4,827,128	\$380,851,247
ENB	5,687,352	\$329,519,069
BMO	2,045,304	\$294,518,513
BCE	3,833,204	\$278,851,319
CM	1,742,344	\$254,660,784
TRP	2,954,302	\$217,373,896
SU	5,283,205	\$214,708,142
SHOP	218,212	\$176,826,669
NTR	1,220,460	\$159,438,012
NA	1,430,233	\$133,174,742
AEM	1,679,149	\$133,134,052
CP	1,353,164	\$129,465,937
CNR	781,728	\$124,572,565
TECK.B	2,481,150	\$122,388,463
ABX	3,872,810	\$121,004,167
IFC	629,147	\$117,588,619
CVE	5,562,072	\$115,923,308

ETF Trading

Daily Volume	36,513,911	Average Trade Value	\$10,673
Daily Value	\$717,271,505	Average Trade Size	543
# Trades	67,207	# of ETFs Traded	882

Top 10 ETFs by TSX Volume

Symbol	Market Volume	Market Value
HND	4,363,967	\$24,598,388
HOD	2,635,530	\$8,853,079
XIU	2,434,287	\$81,233,716
XEG	1,465,645	\$21,307,595
HOU	1,055,729	\$21,995,369
XIC	1,010,355	\$34,974,753
HNU	960,000	\$22,344,380
HQD	921,040	\$5,882,442
ZEB	891,182	\$34,736,557
XRE	803,558	\$16,091,168

Top 10 ETFs by TSX Value

Symbol	Market Volume	Market Value
XIU	2,434,287	\$81,233,716
XIC	1,010,355	\$34,974,753
ZEB	891,182	\$34,736,557
XFN	549,583	\$27,732,427
HND	4,363,967	\$24,598,388
HXT	434,891	\$22,837,360
HNU	960,000	\$22,344,380
HOU	1,055,729	\$21,995,369
XEG	1,465,645	\$21,307,595
XSP	436,061	\$21,038,450

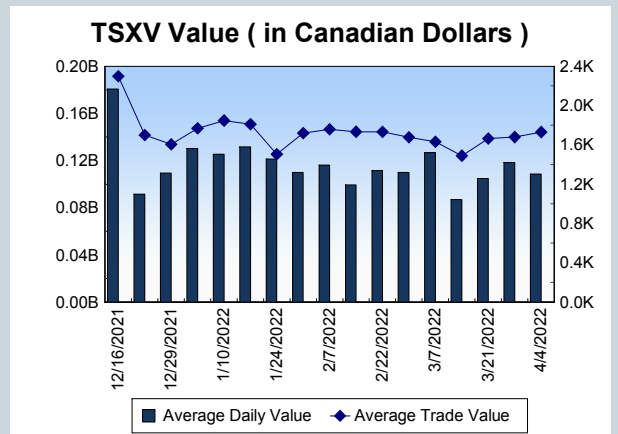
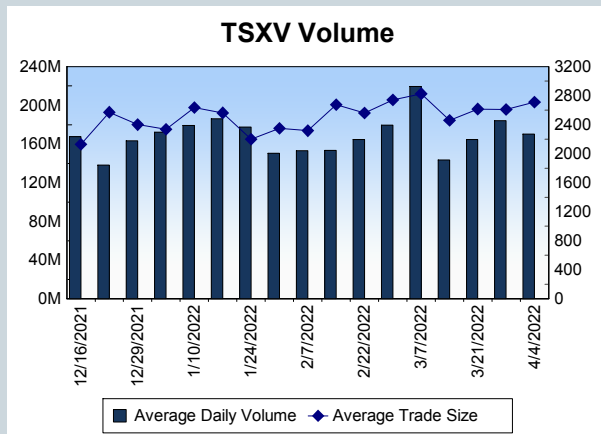
Block Trades	Non Block Trades
1,086	1,108,178

Top 5 Block Trade Brokers by Volume	
Broker	TSX Block Volume
RBC CAPITAL MARKETS	29,834,200
BMO NESBITT BURNS INC.	18,061,500
TD SECURITIES INC.	14,383,600
INSTINET CANADA LTD.	11,371,500
NATIONAL BANK FINANCIAL	6,101,500

Top 5 Block Trade Symbols by Volume	
Symbol	TSX Block Volume
ATH	27,443,600
BNS	2,181,700
RY	2,026,000
BCE	2,018,500
HZM	2,000,000

TSXV	
Daily Volume	163,936,961
Daily Value	\$104,768,230
Daily Trades	58,119
Daily Symbols Traded	1,250

TSXV ANONYMOUS TRADING	
Daily Volume	79,686,286
Daily Value	\$54,080,973
Average Trade Size	2,948
% TSXV Volume	48.61%



Top 20 TSXV Symbols by Volume		
Symbol	TSXV Volume	TSXV Value
PGM	7,417,647	\$1,855,946
AU	3,839,057	\$3,954,296
SNM	3,338,791	\$308,503
TAL	2,631,897	\$1,807,683
WRR	2,581,072	\$230,342
AEC	2,524,485	\$364,733
GXU	2,158,308	\$992,644
PTU	2,107,794	\$245,406
AGG	2,085,699	\$211,072
AVX	2,058,013	\$164,906
VXTR	2,056,589	\$2,491,289
AN	2,004,879	\$1,101,419
LXE	1,938,583	\$3,804,286
OM	1,842,393	\$886,384
AAZ	1,737,172	\$136,884
FMAN	1,668,847	\$897,383
JTR	1,668,225	\$66,709
EU	1,659,374	\$2,778,764
CSTR	1,586,122	\$148,341
MINE	1,471,880	\$423,370

Top 20 TSXV Symbols by Value		
Symbol	TSXV Volume	TSXV Value
TOI	81,772	\$8,358,401
AU	3,839,057	\$3,954,296
LXE	1,938,583	\$3,804,286
BITF	746,981	\$3,062,116
LI	789,665	\$3,050,068
EU	1,659,374	\$2,778,764
SGML	122,958	\$2,648,584
VXTR	2,056,589	\$2,491,289
HIVE	894,002	\$2,121,998
PGM	7,417,647	\$1,855,946
TAL	2,631,897	\$1,807,683
FL	532,746	\$1,793,792
URC	326,459	\$1,738,195
ISO	310,612	\$1,632,706
AZM	1,101,630	\$1,380,588
SLI	135,547	\$1,354,412
RECO	190,846	\$1,114,681
AN	2,004,879	\$1,101,419
HITI	182,106	\$1,018,935
AMC	165,484	\$1,010,942

Dark TSX/TSXV Trading			
Volume	19,616,570	Daily Trades	75,764
Value	740,319,298	Daily Symbols Traded	1,365