

DAILY REPORT



For more information, email trading_sales@tsx.com

March 29, 2022

Indices	March 29 Close	Previous Close	Change	% Change
S&P/TSX Composite Index	22,087.22			%
S&P/TSX 60 Index	1,335.65			%
S&P/TSX Venture Composite	878.19			%
S&P/TSX Completion Index	1,282.49			%
S&P/TSX Smallcap Index	843.54			%

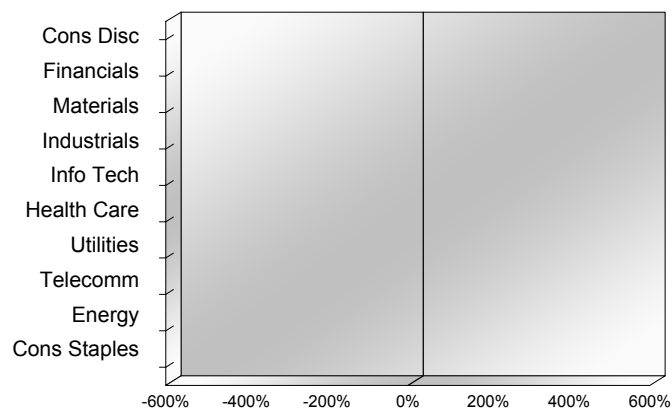
S&P/TSX Composite Index		
Advancers	Decliners	Unchanged
0	0	0

S&P/TSX Composite Index			
Top 10 Index Contributors		Top 10 Index Detractors	
Constituent	Index Contribution	Constituent	Index Contribution

S&P/TSX Composite Index			
Top 10 Advancers		Top 10 Decliners	
Constituent	Return	Constituent	Return
	%		%

S&P/TSX Composite Index				
Sector	# of Index Constituents	Weight	Market Cap (\$B)	Index Contribution
Consumer Discretionary	14	%	\$103.25	
Financials	28	%	\$1,026.70	
Materials	52	%	\$417.19	
Industrials	30	%	\$383.73	
Information Technology	16	%	\$225.28	
Health Care	8	%	\$22.37	
Utilities	16	%	\$145.69	
Communication Services	7	%	\$155.74	
Energy	34	%	\$519.50	
Consumer Staples	11	%	\$118.99	
S&P/TSX Composite Index	216	%	\$3,118.43	

S&P/TSX Composite Index - Sectors Returns



This report is published by TSX Inc. TSX Inc. does not guarantee either the completeness or the accuracy of this information. The information contained in this report is provided for informational purposes only and you agree not to rely upon the information contained in this report for any trading, business or financial purpose. These sheets are printed in Canada and issued by TSX Inc. under the express condition, to which everyone receiving or making use thereof assents, that no liability shall be incurred by TSX Inc. or its affiliated companies or any other vendor or donor, including, without limitation, for reliance on or for any errors or inaccuracies in this report. Neither TMX Group Limited, TSX Inc., nor any of their affiliated companies, guarantees the completeness of the information contained in this document and are not responsible for any errors or omission in or your use of, or reliance on, the information. This publication is under copyright. © 2016 TSX Inc. All rights reserved. Do not copy, distribute, sell or modify this publication without the prior written consent of TSX Inc. <http://www.tsx.com/trading>

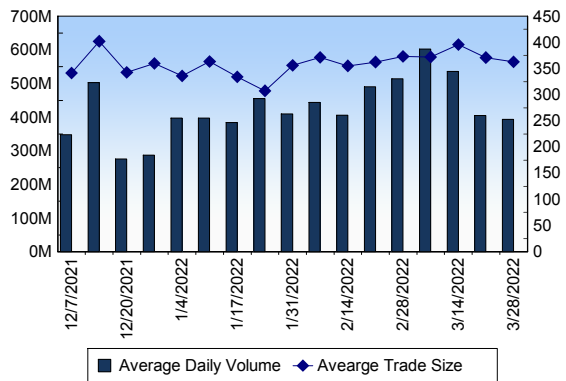
TSX

Daily Volume	439,064,742
Daily Value	\$12,780,493,482
Daily Trades	1,179,304
Daily Symbols Traded	2,162

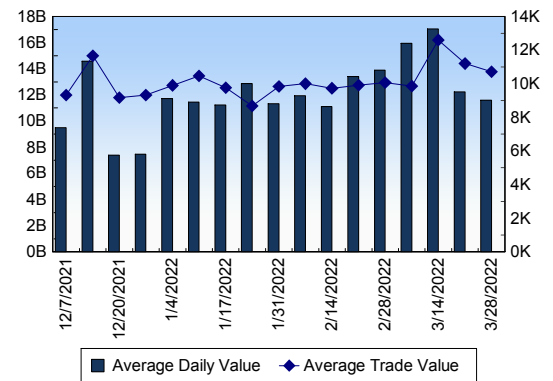
TSX ANONYMOUS TRADING

Daily Volume	193,601,034
Daily Value	\$5,624,736,089
Average Trade Size	338
% TSX Volume	44.09 %

TSX Volume



TSX Value (in Canadian Dollars)



Top 20 TSX Symbols by Volume

Symbol	TSX Volume	TSX Value
TRP	14,712,888	\$1,066,173,498
ATH	8,414,952	\$17,650,193
CVE	7,827,632	\$158,985,252
BNS	6,805,066	\$627,318,873
CPG	6,490,353	\$59,170,996
BTE	6,421,906	\$35,154,323
K	6,075,165	\$43,147,925
SU	6,001,530	\$240,700,958
TLRY	5,971,735	\$61,724,518
MFC	5,791,498	\$155,492,550
BCE	5,091,941	\$347,198,451
TD	5,030,411	\$511,609,038
AC	4,924,669	\$120,888,702
WCP	4,621,847	\$48,207,182
T	4,477,510	\$144,416,631
HOD	4,318,563	\$13,395,816
BBD.B	4,216,077	\$6,273,625
POW	4,211,273	\$165,961,444
ARX	4,191,042	\$69,628,186
WEED	3,958,951	\$40,114,242

Top 20 TSX Symbols by Value

Symbol	TSX Volume	TSX Value
TRP	14,712,888	\$1,066,173,498
BNS	6,805,066	\$627,318,873
CM	3,897,204	\$611,747,634
TD	5,030,411	\$511,609,038
BMO	2,612,410	\$390,004,781
BCE	5,091,941	\$347,198,451
NTR	2,636,273	\$330,046,164
NA	3,335,761	\$324,229,936
RY	2,029,106	\$285,490,054
SHOP	292,486	\$269,105,712
CNQ	3,295,540	\$253,234,862
SU	6,001,530	\$240,700,958
POW	4,211,273	\$165,961,444
CVE	7,827,632	\$158,985,252
MFC	5,791,498	\$155,492,550
ENB	2,690,975	\$154,617,344
CNR	855,561	\$145,103,851
T	4,477,510	\$144,416,631
AEM	1,758,095	\$132,119,586
TOU	2,355,390	\$131,524,238

ETF Trading

Daily Volume	40,755,639	Average Trade Value	\$11,668
Daily Value	\$834,475,737	Average Trade Size	570
# Trades	71,521	# of ETFs Traded	896

Top 10 ETFs by TSX Volume

Symbol	Market Volume	Market Value
HOD	4,318,563	\$13,395,816
XIU	3,582,886	\$120,500,673
XEG	2,988,585	\$42,543,266
HND	2,072,376	\$15,982,369
BTCC.B	1,599,839	\$14,055,347
DLR	1,138,487	\$14,314,792
HOU	1,066,636	\$25,124,123
BTCC.U	965,733	\$8,630,011
XIC	856,963	\$29,991,679
HSD	760,362	\$4,864,279

Top 10 ETFs by TSX Value

Symbol	Market Volume	Market Value
XIU	3,582,886	\$120,500,673
XEG	2,988,585	\$42,543,266
HXT	571,134	\$30,254,259
XIC	856,963	\$29,991,679
ZEB	641,263	\$26,156,587
HOU	1,066,636	\$25,124,123
ZSP	338,967	\$21,455,939
XSP	417,612	\$20,708,525
HEU	416,073	\$18,332,080
ZQQ	162,455	\$17,827,370

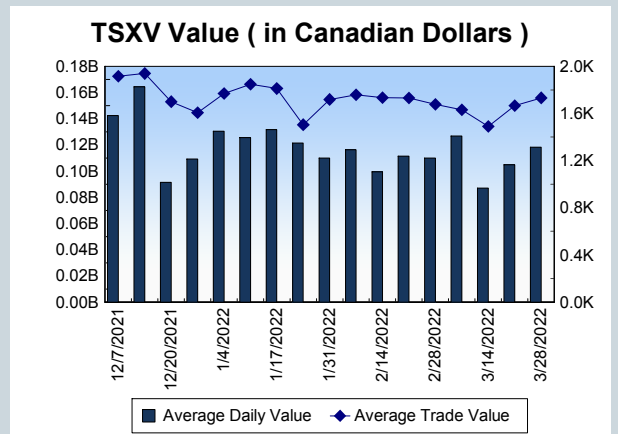
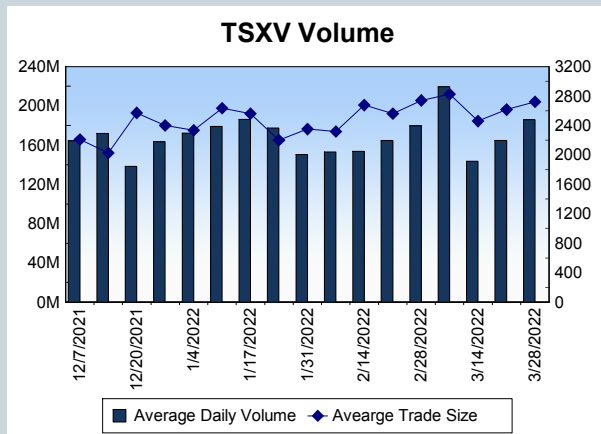
Block Trades	Non Block Trades
1,571	1,177,733

Top 5 Block Trade Brokers by Volume	
Broker	TSX Block Volume
NATIONAL BANK FINANCIAL	29,829,600
GOLDMAN SACHS CANADA I	20,925,800
BMO NESBITT BURNS INC.	16,027,000
MORGAN STANLEY CANADA	14,136,800
TD SECURITIES INC.	13,690,400

Top 5 Block Trade Symbols by Volume	
Symbol	TSX Block Volume
TRP	12,273,100
BNS	4,837,600
BCE	3,640,300
CM	3,062,600
TD	2,602,000

TSXV	
Daily Volume	194,977,751
Daily Value	\$114,617,539
Daily Trades	66,985
Daily Symbols Traded	1,265

TSXV ANONYMOUS TRADING	
Daily Volume	94,513,163
Daily Value	\$63,226,688
Average Trade Size	2,947
% TSXV Volume	48.47%



Top 20 TSXV Symbols by Volume		
Symbol	TSXV Volume	TSXV Value
MINE	11,187,958	\$3,912,482
RGD	4,367,884	\$1,409,441
PGM	4,184,713	\$1,594,838
THRM	3,899,688	\$958,320
LXE	3,051,044	\$5,969,546
HELI	2,885,765	\$2,251,968
ROK	2,608,979	\$708,784
BOAT	2,584,025	\$417,813
NHP	2,385,600	\$47,852
AFM	2,205,454	\$2,579,960
HIVE	1,994,264	\$5,632,523
CUSN	1,912,907	\$662,662
MN	1,832,953	\$825,070
HOC	1,820,138	\$88,922
QNC	1,789,548	\$584,650
AAZ	1,759,036	\$135,433
AUN	1,480,085	\$369,176
NUG	1,350,143	\$67,170
DMGI	1,332,047	\$982,127
GRAT	1,324,516	\$1,100,840

Top 20 TSXV Symbols by Value		
Symbol	TSXV Volume	TSXV Value
BITF	1,218,108	\$6,346,206
LXE	3,051,044	\$5,969,546
HIVE	1,994,264	\$5,632,523
MINE	11,187,958	\$3,912,482
EMO	1,189,295	\$3,101,736
AFM	2,205,454	\$2,579,960
HELI	2,885,765	\$2,251,968
SLI	216,684	\$2,069,835
EU	1,272,428	\$1,932,618
LI	488,011	\$1,925,269
TOI	21,161	\$1,866,138
URC	335,685	\$1,673,616
PGM	4,184,713	\$1,594,838
RGD	4,367,884	\$1,409,441
PTK	156,578	\$1,395,948
QUIS	1,291,966	\$1,277,208
GRAT	1,324,516	\$1,100,840
AMC	164,021	\$1,068,722
AVN	791,661	\$1,067,176
ARTG	140,966	\$1,062,943

Dark TSX/TSXV Trading			
Volume	20,136,370	Daily Trades	79,219
Value	625,951,803	Daily Symbols Traded	1,400