

# DAILY REPORT



For more information, email [trading\\_sales@tsx.com](mailto:trading_sales@tsx.com)

February 4, 2022

Indices	February 4 Close	Previous Close	Change	% Change
S&P/TSX Composite Index	21,271.85			%
S&P/TSX 60 Index	1,294.06			%
S&P/TSX Venture Composite	854.47			%
S&P/TSX Completion Index	1,206.97			%
S&P/TSX Smallcap Index	774.45			%

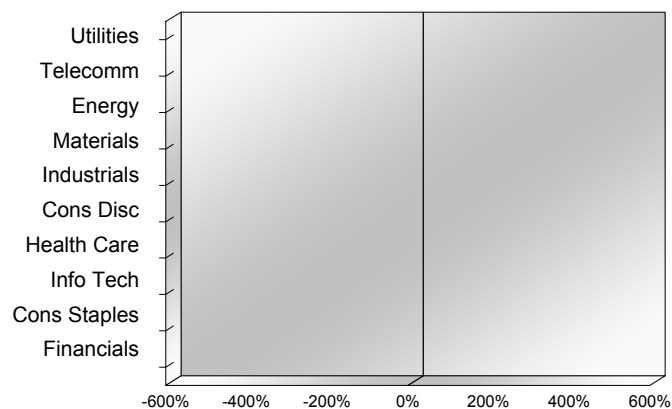
S&P/TSX Composite Index		
Advancers	Decliners	Unchanged
0	0	0

S&P/TSX Composite Index			
Top 10 Index Contributors		Top 10 Index Detractors	
Constituent	Index Contribution	Constituent	Index Contribution

S&P/TSX Composite Index			
Top 10 Advancers		Top 10 Decliners	
Constituent	Return	Constituent	Return
	%		%

S&P/TSX Composite Index				
Sector	# of Index Constituents	Weight	Market Cap (\$B)	Index Contribution
Utilities	16	%	\$136.67	
Communication Services	7	%	\$151.55	
Energy	32	%	\$468.12	
Materials	55	%	\$351.56	
Industrials	30	%	\$358.73	
Consumer Discretionary	14	%	\$110.67	
Health Care	8	%	\$21.52	
Information Technology	16	%	\$248.28	
Consumer Staples	11	%	\$114.43	
Financials	28	%	\$1,049.49	
<b>S&amp;P/TSX Composite Index</b>	<b>217</b>	<b>%</b>	<b>\$3,011.02</b>	

S&P/TSX Composite Index - Sectors Returns



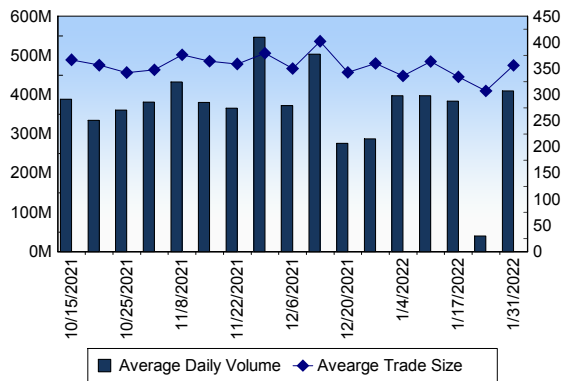
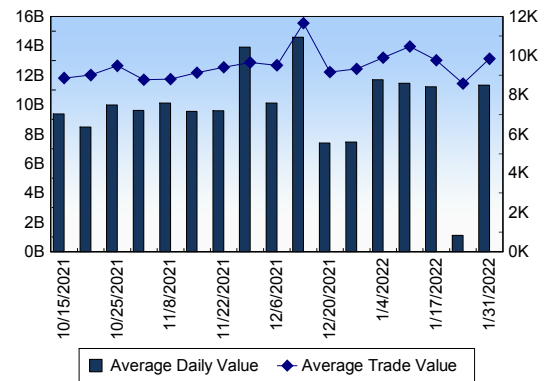
This report is published by TSX Inc. TSX Inc. does not guarantee either the completeness or the accuracy of this information. The information contained in this report is provided for informational purposes only and you agree not to rely upon the information contained in this report for any trading, business or financial purpose. These sheets are printed in Canada and issued by TSX Inc. under the express condition, to which everyone receiving or making use thereof assents, that no liability shall be incurred by TSX Inc. or its affiliated companies or any other vendor or donor, including, without limitation, for reliance on or for any errors or inaccuracies in this report. Neither TMX Group Limited, TSX Inc., nor any of their affiliated companies, guarantees the completeness of the information contained in this document and are not responsible for any errors or omission in or your use of, or reliance on, the information. This publication is under copyright. © 2016 TSX Inc. All rights reserved. Do not copy, distribute, sell or modify this publication without the prior written consent of TSX Inc. <http://www.tsx.com/trading>

**TSX**

Daily Volume	422,187,234
Daily Value	\$9,616,555,594
Daily Trades	1,049,843
Daily Symbols Traded	2,148

**TSX ANONYMOUS TRADING**

Daily Volume	200,229,697
Daily Value	\$4,292,550,759
Average Trade Size	413
% TSX Volume	47.43 %

**TSX Volume****TSX Value ( in Canadian Dollars )****Top 20 TSX Symbols by Volume**

Symbol	TSX Volume	TSX Value
DML	14,249,874	\$21,264,632
ATH	12,784,569	\$18,867,304
SU	12,329,399	\$454,955,722
MGA	11,329,087	\$3,440,645
FCU	9,356,976	\$6,978,623
BTE	9,127,995	\$47,507,027
CVE	8,692,644	\$173,357,154
U.UN	7,756,709	\$107,884,450
NXE	7,584,428	\$39,491,668
CPG	7,548,796	\$64,997,100
ENB	7,158,227	\$392,053,960
BBD.B	6,296,670	\$10,704,306
GXE	5,597,522	\$8,855,922
MFC	5,407,576	\$142,966,126
FTS	4,194,940	\$251,463,605
HUT	3,960,143	\$31,958,793
TVE	3,927,653	\$20,301,509
BMO	3,894,381	\$577,627,211
CNQ	3,858,840	\$263,733,504
WCP	3,853,428	\$35,515,859

**Top 20 TSX Symbols by Value**

Symbol	TSX Volume	TSX Value
BMO	3,894,381	\$577,627,211
RY	3,129,989	\$459,404,826
SU	12,329,399	\$454,955,722
ENB	7,158,227	\$392,053,960
TD	3,386,644	\$358,088,077
SHOP	272,224	\$300,151,023
CNQ	3,858,840	\$263,733,504
FTS	4,194,940	\$251,463,605
BNS	2,036,353	\$189,971,991
BCE	2,619,462	\$177,819,122
CVE	8,692,644	\$173,357,154
CNR	1,097,588	\$171,503,267
MFC	5,407,576	\$142,966,126
CM	802,146	\$131,518,772
TRP	1,899,110	\$122,762,329
SJR.B	3,121,130	\$117,469,725
U.UN	7,756,709	\$107,884,450
CP	1,180,565	\$106,292,949
XIU	3,163,431	\$103,550,351
NTR	1,038,727	\$96,034,103

**ETF Trading**

Daily Volume	36,965,831	Average Trade Value	\$10,434
Daily Value	\$780,201,039	Average Trade Size	494
# Trades	74,775	# of ETFs Traded	902

**Top 10 ETFs by TSX Volume**

Symbol	Market Volume	Market Value
XIU	3,163,431	\$103,550,351
HND	2,210,475	\$26,690,089
BTCX.B	1,966,999	\$15,123,066
HNU	1,680,400	\$23,305,653
XEG	1,672,471	\$21,871,682
BTCC.B	1,366,409	\$10,203,502
HOD	1,065,995	\$5,524,158
ETHX.B	1,019,297	\$13,902,021
BTCC.U	1,002,269	\$7,440,722
DLR	708,444	\$9,089,426

**Top 10 ETFs by TSX Value**

Symbol	Market Volume	Market Value
XIU	3,163,431	\$103,550,351
XQQ	556,486	\$63,387,303
HXT	664,727	\$34,049,214
XSP	582,813	\$28,109,450
HND	2,210,475	\$26,690,089
HNU	1,680,400	\$23,305,653
XEG	1,672,471	\$21,871,682
XFN	401,962	\$21,480,770
XIC	453,719	\$15,373,080
BTCX.B	1,966,999	\$15,123,066

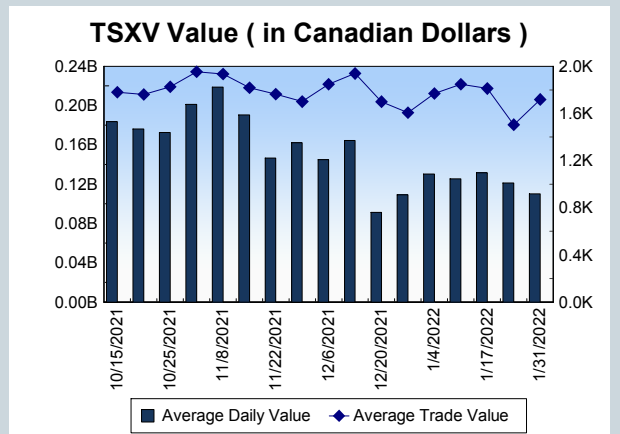
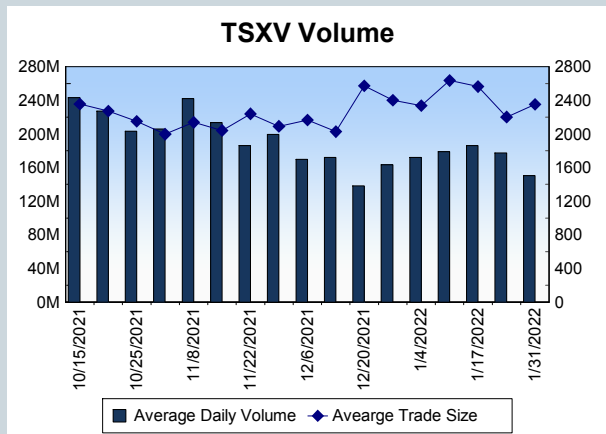
<b>Block Trades</b>	<b>Non Block Trades</b>
1,248	1,048,595

Top 5 Block Trade Brokers by Volume	
Broker	TSX Block Volume
VIRTU ITG CANADA CORP	23,318,700
UBS SECURITIES CANADA IN	18,960,400
GOLDMAN SACHS CANADA I	18,380,400
NATIONAL BANK FINANCIAL	16,975,400
BMO NESBITT BURNS INC.	10,563,600

Top 5 Block Trade Symbols by Volume	
Symbol	TSX Block Volume
U.UN	6,274,500
DML	6,240,600
ATH	4,351,100
NXE	4,043,600
ENB	3,973,200

TSXV	
Daily Volume	175,067,707
Daily Value	\$122,888,370
Daily Trades	70,739
Daily Symbols Traded	1,293

TSXV ANONYMOUS TRADING	
Daily Volume	74,488,568
Daily Value	\$53,789,018
Average Trade Size	2,545
% TSXV Volume	42.55%



Top 20 TSXV Symbols by Volume		
Symbol	TSXV Volume	TSXV Value
TVC	10,150,688	\$994,452
CMC	5,270,239	\$1,948,379
HIVE	3,920,000	\$10,207,802
ROS	3,535,189	\$1,262,636
PEI	3,472,530	\$163,271
BXR	3,445,215	\$34,477
PHA	2,748,167	\$2,063,043
GXU	2,502,334	\$742,604
ROK	2,454,488	\$502,260
ID	2,279,124	\$57,008
PUL	2,261,911	\$148,944
FO	1,865,750	\$365,186
BITF	1,831,315	\$8,897,808
LDI	1,390,229	\$134,027
PTU	1,364,096	\$109,440
NHP	1,356,800	\$20,402
BCU	1,327,108	\$657,138
PSH	1,303,158	\$1,129,347
SYH	1,300,243	\$714,593
FUU	1,259,181	\$188,807

Top 20 TSXV Symbols by Value		
Symbol	TSXV Volume	TSXV Value
HIVE	3,920,000	\$10,207,802
BITF	1,831,315	\$8,897,808
GBR	270,603	\$7,673,819
SLI	837,200	\$6,427,080
TOI	31,808	\$2,971,727
FOM	1,074,391	\$2,372,292
PHA	2,748,167	\$2,063,043
LI	573,937	\$2,018,780
CMC	5,270,239	\$1,948,379
RECO	263,979	\$1,735,572
SALT	914,828	\$1,681,998
OYL	476,441	\$1,671,459
EU	1,239,020	\$1,603,601
URC	391,432	\$1,566,326
ITR	584,916	\$1,463,718
LA	109,784	\$1,433,793
ODV	264,511	\$1,293,051
QIPT	176,044	\$1,262,833
ROS	3,535,189	\$1,262,636
VMC	238,724	\$1,134,235

Dark TSX/TSXV Trading			
Volume	20,133,740	Daily Trades	80,659
Value	617,090,978	Daily Symbols Traded	1,374