

DAILY REPORT



For more information, email trading_sales@tsx.com

January 6, 2022

Indices	January 6 Close	Previous Close	Change	% Change
S&P/TSX Composite Index	21,072.20			%
S&P/TSX 60 Index	1,280.63			%
S&P/TSX Venture Composite	911.21			%
S&P/TSX Completion Index	1,200.21			%
S&P/TSX Smallcap Index	760.93			%

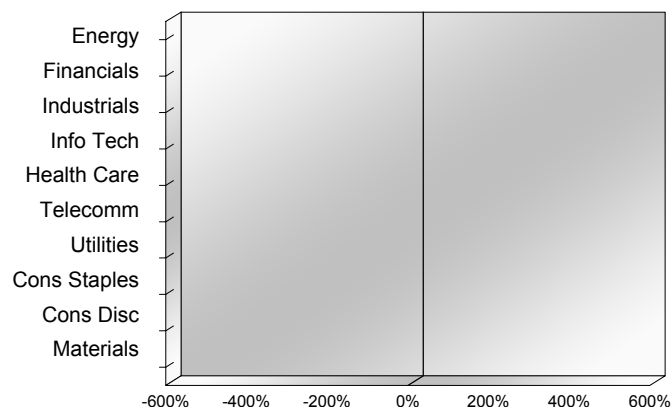
S&P/TSX Composite Index		
Advancers	Decliners	Unchanged
0	0	0

S&P/TSX Composite Index			
Top 10 Index Contributors		Top 10 Index Detractors	
Constituent	Index Contribution	Constituent	Index Contribution

S&P/TSX Composite Index			
Top 10 Advancers		Top 10 Decliners	
Constituent	Return	Constituent	Return
	%		%

S&P/TSX Composite Index				
Sector	# of Index Constituents	Weight	Market Cap (\$B)	Index Contribution
Energy	32	%	\$426.77	
Financials	28	%	\$1,018.45	
Industrials	30	%	\$368.90	
Information Technology	16	%	\$293.68	
Health Care	8	%	\$22.98	
Communication Services	7	%	\$146.69	
Utilities	16	%	\$136.46	
Consumer Staples	11	%	\$113.32	
Consumer Discretionary	14	%	\$112.74	
Materials	55	%	\$339.07	
S&P/TSX Composite Index	217	%	\$2,979.07	

S&P/TSX Composite Index - Sectors Returns



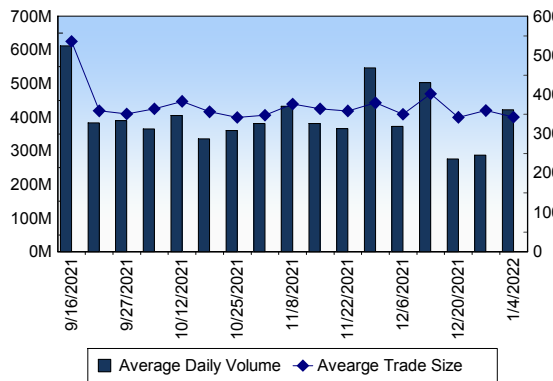
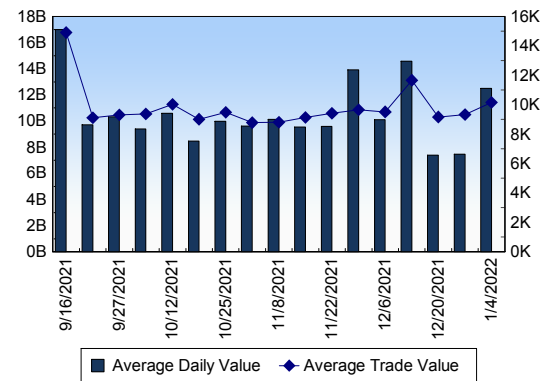
This report is published by TSX Inc. TSX Inc. does not guarantee either the completeness or the accuracy of this information. The information contained in this report is provided for informational purposes only and you agree not to rely upon the information contained in this report for any trading, business or financial purpose. These sheets are printed in Canada and issued by TSX Inc. under the express condition, to which everyone receiving or making use thereof assents, that no liability shall be incurred by TSX Inc. or its affiliated companies or any other vendor or donor, including, without limitation, for reliance on or for any errors or inaccuracies in this report. Neither TMX Group Limited, TSX Inc., nor any of their affiliated companies, guarantees the completeness of the information contained in this document and are not responsible for any errors or omission in or your use of, or reliance on, the information. This publication is under copyright. © 2016 TSX Inc. All rights reserved. Do not copy, distribute, sell or modify this publication without the prior written consent of TSX Inc. <http://www.tsx.com/trading>

TSX

Daily Volume	374,192,920
Daily Value	\$10,340,423,802
Daily Trades	1,160,063
Daily Symbols Traded	2,142

TSX ANONYMOUS TRADING

Daily Volume	171,268,057
Daily Value	\$4,846,744,833
Average Trade Size	295
% TSX Volume	45.77 %

TSX Volume**TSX Value (in Canadian Dollars)****Top 20 TSX Symbols by Volume**

Symbol	TSX Volume	TSX Value
TD	10,929,037	\$1,100,458,299
CVE	8,801,827	\$151,948,601
MFC	7,471,385	\$188,580,518
SU	7,201,418	\$245,459,015
ENB	6,798,898	\$345,135,932
CPG	6,704,797	\$51,666,342
BTE	6,239,114	\$26,167,789
DML	6,098,610	\$11,429,799
ATH	5,979,475	\$7,374,191
BNS	4,977,418	\$453,796,052
BBD.B	4,895,541	\$8,115,808
CNQ	4,516,776	\$260,149,276
K	4,497,000	\$31,095,914
XIU	4,157,228	\$134,491,679
ABX	3,939,462	\$90,801,696
TRP	3,721,697	\$225,195,413
TVE	3,497,943	\$14,441,638
FCU	3,456,539	\$3,225,517
NXE	3,188,526	\$18,570,724
RY	3,187,677	\$444,983,882

Top 20 TSX Symbols by Value

Symbol	TSX Volume	TSX Value
TD	10,929,037	\$1,100,458,299
BNS	4,977,418	\$453,796,052
RY	3,187,677	\$444,983,882
ENB	6,798,898	\$345,135,932
SHOP	212,593	\$317,721,421
CM	1,846,714	\$283,960,921
CNQ	4,516,776	\$260,149,276
SU	7,201,418	\$245,459,015
TRP	3,721,697	\$225,195,413
BMO	1,572,835	\$222,385,569
CP	2,034,014	\$190,206,221
MFC	7,471,385	\$188,580,518
NTR	1,862,467	\$164,627,601
CVE	8,801,827	\$151,948,601
XIU	4,157,228	\$134,491,679
CNR	855,483	\$132,800,107
NA	1,202,994	\$118,111,108
BAM.A	1,291,983	\$94,559,493
CSU	42,058	\$91,305,057
ABX	3,939,462	\$90,801,696

ETF Trading

Daily Volume	36,988,871	Average Trade Value	\$9,858
Daily Value	\$887,752,630	Average Trade Size	411
# Trades	90,050	# of ETFs Traded	862

Top 10 ETFs by TSX Volume

Symbol	Market Volume	Market Value
XIU	4,157,228	\$134,491,679
XEG	2,793,119	\$31,657,793
HNU	1,904,130	\$16,612,827
BTCC.B	1,288,374	\$10,455,004
HXT	1,134,172	\$57,335,669
ETHX.B	957,944	\$15,285,684
HOD	946,442	\$6,726,664
XGD	865,076	\$14,907,497
HND	847,423	\$22,857,448
HUV	841,069	\$7,489,726

Top 10 ETFs by TSX Value

Symbol	Market Volume	Market Value
XIU	4,157,228	\$134,491,679
HXT	1,134,172	\$57,335,669
ZSP	573,663	\$37,684,846
XEG	2,793,119	\$31,657,793
VFV	279,289	\$29,673,373
ZEB	653,266	\$26,250,771
HND	847,423	\$22,857,448
XIC	608,069	\$20,378,252
XSP	366,850	\$18,499,691
XQQ	149,604	\$18,441,495

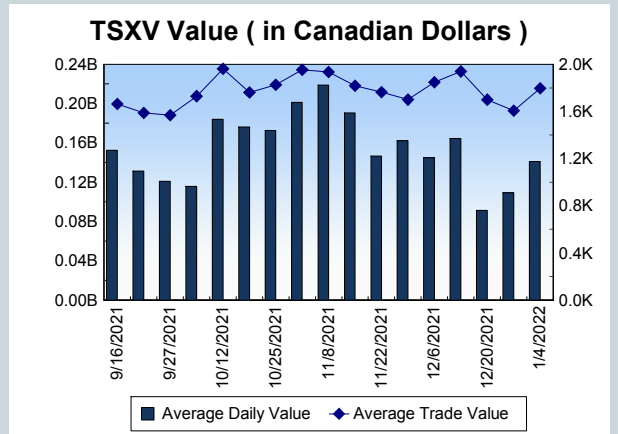
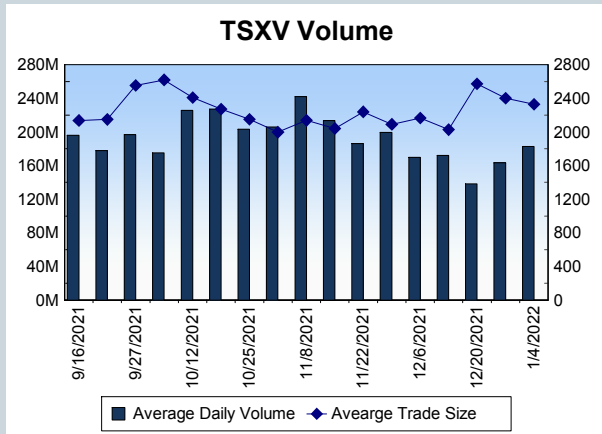
Block Trades	Non Block Trades
974	1,159,089

Top 5 Block Trade Brokers by Volume	
Broker	TSX Block Volume
TD SECURITIES INC.	13,323,600
BMO NESBITT BURNS INC.	10,177,275
SOCIETE GENERALE CAPITA	9,152,700
RBC CAPITAL MARKETS	7,867,400
MERRILL LYNCH CANADA LT	7,279,700

Top 5 Block Trade Symbols by Volume	
Symbol	TSX Block Volume
TD	7,088,475
MFC	4,029,600
ENB	2,853,900
BNS	2,146,700
TRP	1,629,200

TSXV	
Daily Volume	153,426,220
Daily Value	\$120,782,859
Daily Trades	69,538
Daily Symbols Traded	1,278

TSXV ANONYMOUS TRADING	
Daily Volume	71,345,679
Daily Value	\$62,439,930
Average Trade Size	2,206
% TSXV Volume	46.50%



Top 20 TSXV Symbols by Volume		
Symbol	TSXV Volume	TSXV Value
CPL	5,372,771	\$999,308
BEA	3,683,183	\$313,830
AAZ	2,480,548	\$204,280
HIVE	2,262,494	\$6,829,836
NXS	2,060,000	\$62,515
EMO	2,012,644	\$6,217,358
CSTR	1,879,352	\$201,810
TAL	1,739,767	\$781,769
DMT	1,709,374	\$432,212
THX	1,628,576	\$381,783
BSR	1,602,375	\$3,314,183
ML	1,468,076	\$6,770,922
SVA	1,379,611	\$2,876,761
CMC	1,353,343	\$283,750
MAI	1,303,217	\$704,082
SUGR	1,249,634	\$31,355
PTU	1,172,690	\$125,851
GXU	1,137,188	\$463,269
FMC	1,113,005	\$256,049
BITF	1,088,026	\$6,208,245

Top 20 TSXV Symbols by Value		
Symbol	TSXV Volume	TSXV Value
HIVE	2,262,494	\$6,829,836
ML	1,468,076	\$6,770,922
EMO	2,012,644	\$6,217,358
BITF	1,088,026	\$6,208,245
GBR	177,804	\$5,040,010
BSR	1,602,375	\$3,314,183
SVA	1,379,611	\$2,876,761
ZEN	574,997	\$2,503,716
LI	531,540	\$2,162,227
AMC	309,576	\$1,829,225
SLI	153,690	\$1,669,562
NLC	260,561	\$1,654,416
TOI	14,651	\$1,539,782
OYL	568,070	\$1,438,124
URC	264,247	\$1,334,462
FOBI	943,871	\$1,245,374
FL	580,915	\$1,189,319
NOT	1,011,925	\$1,072,646
QIPT	136,555	\$1,011,139
NFG	121,624	\$1,000,349

Dark TSX/TSXV Trading			
Volume	19,813,320	Daily Trades	80,806
Value	691,293,299	Daily Symbols Traded	1,369