

Four Takeaways For Investors

The following are some key observations of the TSX and TSX Venture Exchange markets:

1. MARKETS DOWN IN SEPTEMBER

September saw negative performances across all market cap segments: Large Cap -5%, Mid Cap -2%, Small Cap -2%, and Micro Cap -6%.

2. OIL & GAS SECTOR ON TOP

Oil & Gas was the top performing sector in September across all 4 segments and was the lone positive sector in Large Cap and Micro Cap: +3% in Large Cap, +4% in Mid Cap, +7% in Small Cap, and +16% in Micro Cap.

3. ENERGY TOP PERFORMING INDEX

The S&P/TSX Venture Energy Index was the top performing index in September with a gain of +8%.

4. DOLLAR VALUE TRADED TRENDS UP & DOWN

Dollar value traded in September is up compared to last month (+7%), but down from the same month last year (-6%).

[CLICK HERE !\[\]\(cf531ed27e91483460120fcc057b3901_img.jpg\)](#) FOR MORE INFORMATION

 [SUBSCRIBE TO OUR MARKET INTELLIGENCE REPORTS](#)

SEPTEMBER 2023

Investor Insights

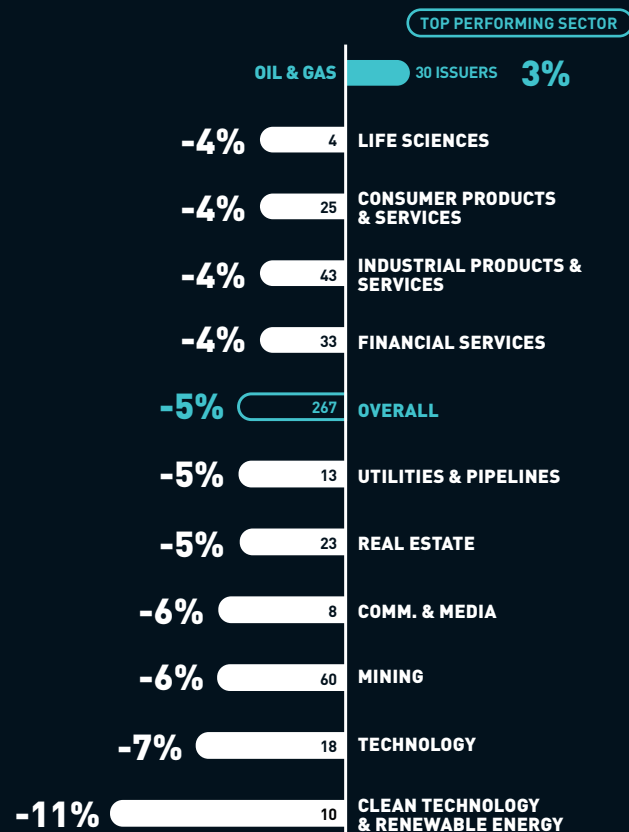
Brought to you by **Toronto Stock Exchange** and **TSX Venture Exchange**.

Large Cap

MARKET CAP >\$1 BILLION

SEPTEMBER 2023

Average Share Price Performance by Sector



September 2023 Share Price Performance

	TICKER	SHARE PRICE PERFORMANCE	SHARE PRICE 30/09/2023 (CAD)
Denison Mines Corp.	TSX:DML	17%	\$2.23
Athabasca Oil Corp.	TSX:ATH	16%	\$4.35
Energy Fuels Inc.	TSX:EFR	16%	\$11.16
NexGen Energy Ltd.	TSX:NXE	14%	\$8.13
Hammerhead Energy Inc.	TSX:HHRS	14%	\$16.30
The North West Company Inc.	TSX:NWC	12%	\$34.20
MDA Ltd.	TSX:MDA	12%	\$11.53
Parkland Corp.	TSX:PKI	11%	\$39.73
MEG Energy Corp.	TSX:MEG	9%	\$26.43
Peyto Exploration & Development Corp.	TSX:PEY	9%	\$13.69

Oil & Gas

TOP COMPANIES	TICKER	SHARE PRICE PERFORMANCE	SHARE PRICE 30/09/2023 (CAD)
Athabasca Oil Corp.	TSX:ATH	16%	\$4.35
Hammerhead Energy Inc.	TSX:HHRS	14%	\$16.30
MEG Energy Corp.	TSX:MEG	9%	\$26.43
Peyto Exploration & Development Corp.	TSX:PEY	9%	\$13.69
Imperial Oil Ltd.	TSX:IMO	9%	\$83.66
Baytex Energy Corp.	TSX:BTE	9%	\$5.99
Tamarack Valley Energy Ltd.	TSX:TVE	7%	\$3.90
ARC Resources Ltd.	TSX:ARX	5%	\$21.68
Cenovus Energy Inc.	TSX:CVE	5%	\$28.28
NuVista Energy Ltd.	TSX:NVA	5%	\$13.00

Most Active in September 2023

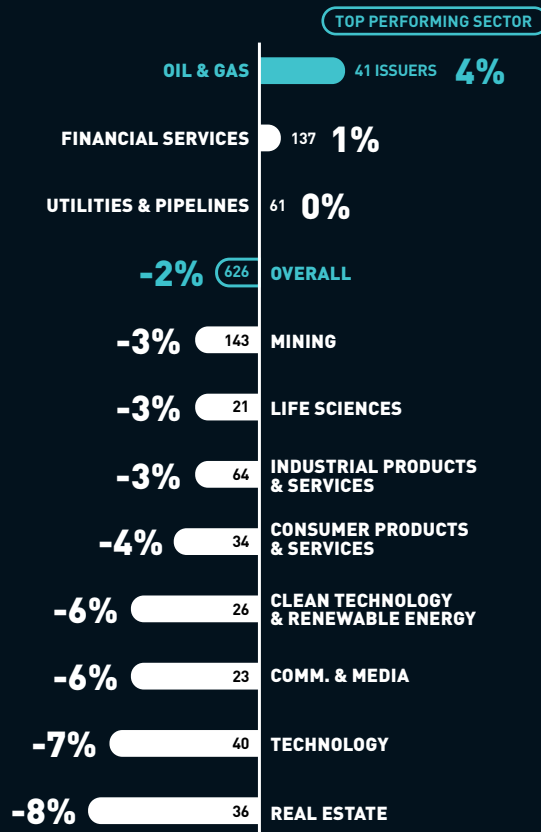
	TICKER	VOLUME TRADED (millions of shares)
Canadian Natural Resources Ltd.	TSX:CNQ	475.6
TC Energy Corp.	TSX:TRP	420.8
Suncor Energy Inc.	TSX:SU	385.1
Enbridge Inc.	TSX:ENB	287.6
The Toronto-Dominion Bank	TSX:TD	247.5
Manulife Financial Corp.	TSX:MFC	230.8
Baytex Energy Corp.	TSX:BTE	214.6
Cenovus Energy Inc.	TSX:CVE	195.2
The Bank of Nova Scotia	TSX:BNS	182.4
Power Corporation of Canada	TSX:POW	163.3

Mid Cap

MARKET CAP \$100 MILLION TO \$1 BILLION

SEPTEMBER 2023

Average Share Price Performance by Sector



September 2023 Share Price Performance

	TICKER	SHARE PRICE PERFORMANCE	SHARE PRICE 30/09/2023 (CAD)
Doubleview Gold Corp.	TSXV:DBG	79%	\$0.61
Laurion Mineral Exploration Inc.	TSXV:LME	71%	\$0.70
Valeura Energy Inc.	TSX:VLE	54%	\$3.44
Forsys Metals Corp.	TSX:FSY	53%	\$0.68
NG Energy International Corp.	TSXV:GASX	49%	\$1.18
Global Atomic Corp.	TSX:GLO	47%	\$2.28
Skyharbour Resources Ltd.	TSXV:SYH	42%	\$0.59
Canopy Growth Corp.	TSX:WEED	36%	\$1.05
Surge Battery Metals Inc.	TSXV:NILI	33%	\$0.96
GoviEx Uranium Inc.	TSXV:GXU	32%	\$0.19

Oil & Gas

TOP COMPANIES	TICKER	SHARE PRICE PERFORMANCE	SHARE PRICE 30/09/2023 (CAD)
Valeura Energy Inc.	TSX:VLE	54%	\$3.44
NG Energy International Corp.	TSXV:GASX	49%	\$1.18
Obsidian Energy Ltd.	TSX:OBE	17%	\$11.18
Tenaz Energy Corp.	TSX:TNZ	16%	\$3.81
Surge Energy Inc.	TSX:SGY	12%	\$9.26
Coelacanth Energy Inc.	TSXV:CEI	11%	\$0.90
Rubellite Energy Inc.	TSX:RBY	9%	\$2.34
Saturn Oil & Gas Inc.	TSX:SOIL	8%	\$2.86
Cenovus Energy Inc.	TSX:CVE.PR.C	8%	\$19.25
CGX Energy Inc.	TSXV:OYL	8%	\$1.08

Most Active in September 2023

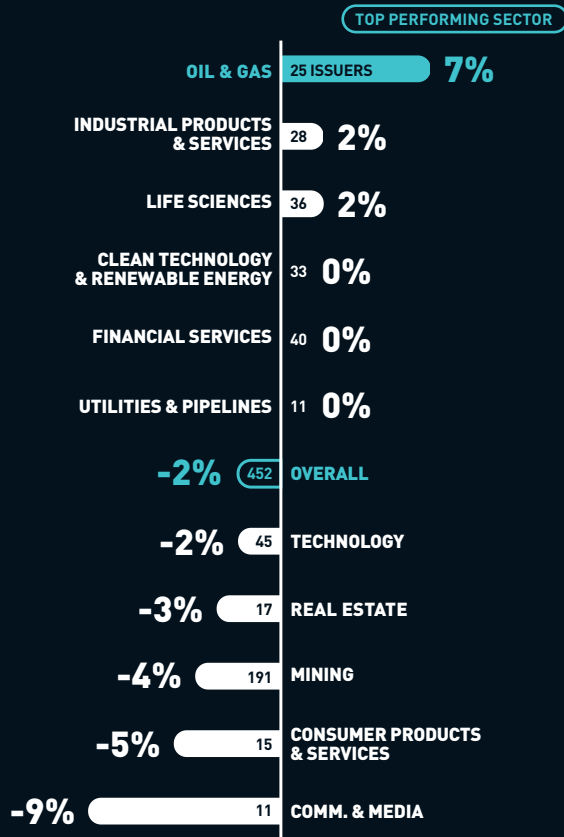
	TICKER	VOLUME TRADED (millions of shares)
Canopy Growth Corp.	TSX:WEED	726.7
Aurora Cannabis Inc.	TSX:ACB	288.5
Surge Battery Metals Inc.	TSXV:NILI	102.7
Lucero Energy Corp.	TSXV:LOU	101.4
Fission Uranium Corp.	TSX:FCU	88.3
Hut 8 Mining Corp.	TSX:HUT	74.2
Argonaut Gold Inc.	TSX:AR	68.2
GoviEx Uranium Inc.	TSXV:GXU	56.5
F3 Uranium Corp.	TSXV:FUU	51.4
Trican Well Service Ltd.	TSX:TCW	47.0

Small Cap

MARKET CAP \$25 MILLION TO \$100 MILLION

SEPTEMBER 2023

Average Share Price Performance by Sector



September 2023 Share Price Performance

	TICKER	SHARE PRICE PERFORMANCE	SHARE PRICE 30/09/2023 (CAD)
Sonoro Energy Ltd.	TSXV:SNV	214%	\$0.22
RESAAS Services Inc.	TSXV:RSS	152%	\$0.39
Theratechnologies Inc.	TSX:TH	131%	\$2.86
Argentina Lithium & Energy Corp.	TSXV:LIT	127%	\$0.47
C3 Metals Inc.	TSXV:CCCM	100%	\$0.08
Small Pharma Inc.	TSXV:DMT	82%	\$0.16
Forum Energy Metals Corp.	TSXV:FMC	80%	\$0.18
Mawson Gold Limited	TSX:MAW	66%	\$0.32
Thermal Energy International Inc.	TSXV:TMG	62%	\$0.17
MCI Onehealth Technologies Inc.	TSX:DRDR	62%	\$0.55

Oil & Gas

TOP COMPANIES	TICKER	SHARE PRICE PERFORMANCE	SHARE PRICE 30/09/2023 (CAD)
Sonoro Energy Ltd.	TSXV:SNV	214%	\$0.22
MCF Energy Ltd.	TSXV:MCF	26%	\$0.29
Perpetual Energy Inc.	TSX:PMT	16%	\$0.65
Arrow Exploration Corp.	TSXV:AXL	14%	\$0.34
ROK Resources Inc.	TSXV:ROK	14%	\$0.42
Prospera Energy Inc.	TSXV:PEI	9%	\$0.12
Jericho Energy Ventures Inc.	TSXV:JEV	6%	\$0.26
Highwood Asset Management Ltd.	TSXV:HAM	6%	\$5.73
Prairie Provident Resources Inc.	TSX:PPR	5%	\$0.11
Pieridae Energy Ltd.	TSX:PEA	4%	\$0.59

Most Active in September 2023

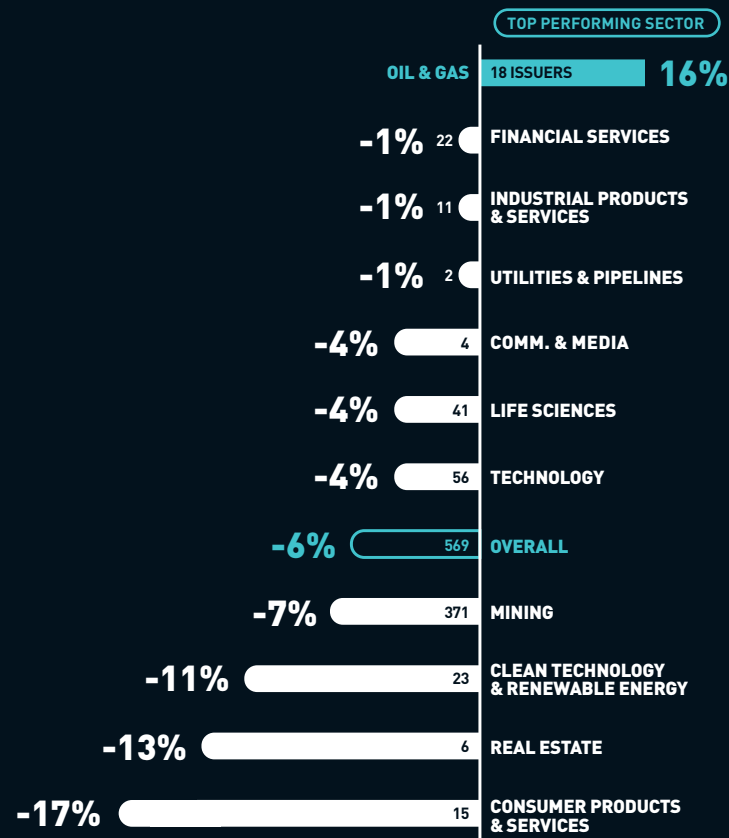
	TICKER	VOLUME TRADED (millions of shares)
Liberty Gold Corp.	TSX:LGD	50.4
West Red Lake Gold Mines Ltd.	TSXV:WRLG	42.6
Anfield Energy Inc.	TSXV:AEC	39.6
Datametrex AI Ltd.	TSXV:DM	32.8
Mawson Gold Ltd.	TSX:MAW	31.8
Small Pharma Inc.	TSXV:DMT	30.9
Prospera Energy Inc.	TSXV:PEI	29.1
Forum Energy Metals Corp.	TSXV:FMC	25.8
Hercules Silver Corp.	TSXV:BIG	25.5
Fuelpositive Corp.	TSXV:NHHH	24.5

Micro Cap

MARKET CAP <\$25 MILLION

SEPTEMBER 2023

Average Share Price Performance by Sector



September 2023 Share Price Performance

	TICKER	SHARE PRICE PERFORMANCE	SHARE PRICE 30/09/2023 (CAD)
Storm Exploration Inc.	TSXV:STRM	109%	\$0.12
NexOptic Technology Corp.	TSXV:NXO	80%	\$0.05
Intrepid Metals Corp.	TSXV:INTR	79%	\$0.25
Standard Uranium Ltd.	TSXV:STND	75%	\$0.07
Xplore Resources Corp.	TSXV:XPLR	67%	\$0.05
Cascadia Minerals Ltd.	TSXV:CAM	63%	\$0.31
Playgon Games Inc.	TSXV:DEAL	60%	\$0.08
Kainantu Resources Ltd.	TSXV:KRL	60%	\$0.04
Angkor Resources Corp.	TSXV:ANK	58%	\$0.10
Appulse Corp.	TSXV:APL	58%	\$0.49

Oil & Gas

TOP COMPANIES	TICKER	SHARE PRICE PERFORMANCE	SHARE PRICE 30/09/2023 (CAD)
Vital Energy Inc.	TSXV:VUX	53%	\$0.26
Nexera Energy Inc.	TSXV:NGY	50%	\$0.03
Helium Evolution Inc.	TSXV:HEVI	45%	\$0.16
East West Petroleum Corp.	TSXV:EW	33%	\$0.06
CanAsia Energy Corp.	TSXV:CEC	27%	\$0.14
Wescan Energy Corp.	TSXV:WCE	25%	\$0.10
Pulsar Helium Inc.	TSXV:PLSR	25%	\$0.25
Resolute Resources Ltd.	TSXV:RRL	12%	\$0.33
Criterion Energy Ltd.	TSXV:CEQ	11%	\$0.10
Marksmen Energy Inc.	TSXV:MAH	11%	\$0.05

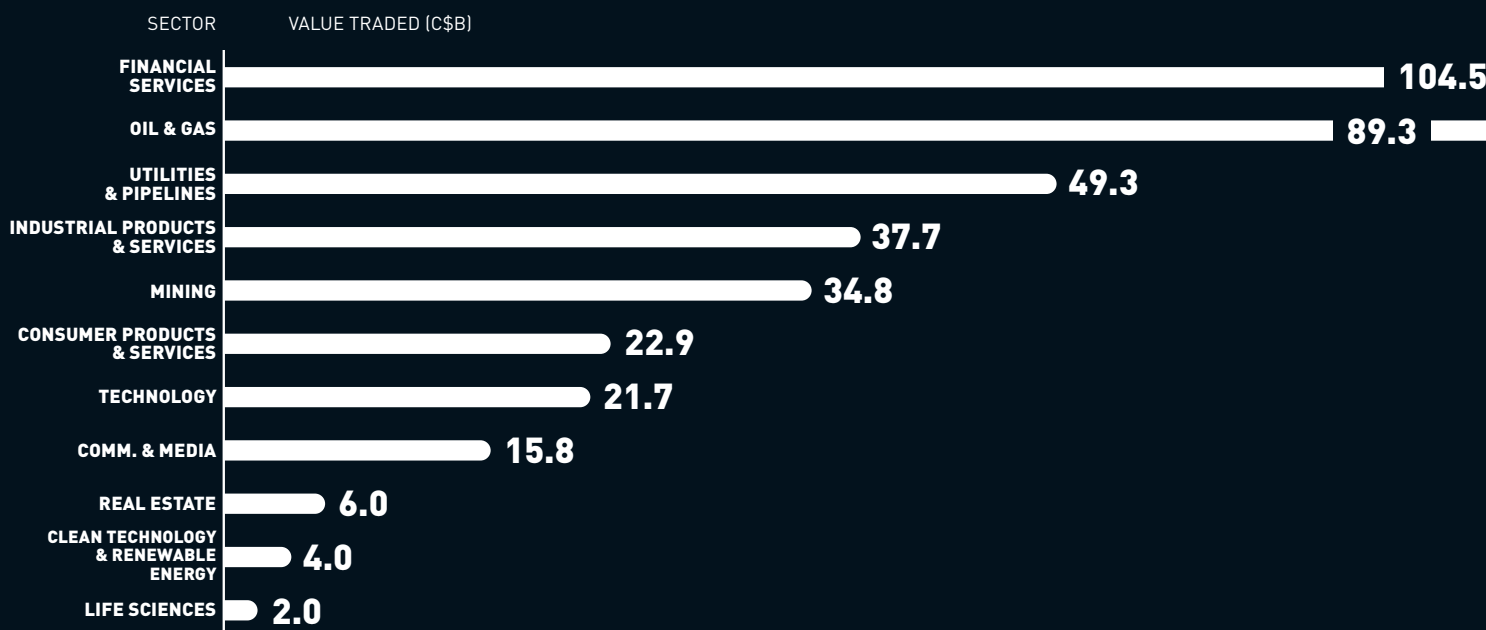
Most Active in September 2023

	TICKER	VOLUME TRADED (millions of shares)
Sienna Resources Inc.	TSXV:SIE	99.7
Aston Bay Holdings Ltd.	TSXV:BAY	72.9
Purepoint Uranium Group Inc.	TSXV:PTU	39.6
Euro Sun Mining Inc.	TSX:ESM	34.7
Standard Uranium Ltd.	TSXV:STND	32.5
Nulegacy Gold Corp.	TSXV:NUG	31.8
Canada Silver Cobalt Works Inc.	TSXV:CCW	25.4
Blue Sky Uranium Corp.	TSXV:BSK	24.5
Lucky Minerals Inc.	TSXV:LKY	23.7
Grid Battery Metals Inc.	TSXV:CELL	23.0

Top TSX and TSXV Indices in September 2023

	Performance
S&P/TSX Venture Energy Index	8%
S&P/TSX Energy Index	2%
S&P/TSX Venture Financials Index	2%
S&P/TSX Consumer Staples Index	-1%
S&P/TSX Venture Health Care Index	-1%
S&P/TSX Financials Index	-2%
S&P/TSX Consumer Discretionary Index	-3%
S&P/TSX 60 Index	-4%
S&P/TSX Composite Index	-4%
S&P/TSX Industrials Index	-4%

Value Traded by Sector in September 2023



For more information contact:

RICHARD GOODMAN

Managing Director, Global Capital Development & Business Transformation

E richard.goodman@tmx.com

tsx.com/mig

As at September 30, 2023, unless otherwise noted. Companies were subject to a minimum trading value to qualify for analysis. ©2023 TSX Inc. All rights reserved. The information in this document is provided for informational purposes only. This document, and certain of the information contained in this document, is TSX Inc.'s proprietary information. Do not disclose, copy, distribute, sell or modify this document or any of its contents without TSX Inc.'s prior written consent. Neither TMX Group Limited nor any of its affiliates represents, warrants or guarantees the completeness or accuracy of the information contained in this document and they are not responsible for any errors or omissions in or your use of, or reliance on, the information. The information in this document is provided with the express condition, to which by making use thereof you expressly consent, that no liability shall be incurred by TMX Group Limited and/or any of its affiliates as a result of any errors or omissions herein or any use or reliance upon the information. TMX Group Limited and its affiliates are not responsible for any errors or omissions in, or your use of, information accessed through links to any third party sites, and the views, comments, opinions and advice of any third party, in this document or on any third party site, reflect those of the individual authors only and are not necessarily endorsed by TMX Group Limited and its affiliates. TMX Group Limited and its affiliates have not prepared, reviewed or updated the content of any third party sites, and assume no responsibility for such information. The information provided is not an invitation to purchase securities listed on Toronto Stock Exchange or TSX Venture Exchange. TMX Group Limited and its affiliates do not endorse or recommend any of the referenced securities or issuers, and this document does not, nor should it be construed as, providing any trading, legal, accounting, tax, investment, business, financial or other advice, and you should not rely on it for such purposes. Professional advisors should be consulted. Listing on Toronto Stock Exchange or TSX Venture Exchange does not guarantee the future performance of a security or an issuer. The S&P/TSX 60 Index and the S&P/TSX Composite Index (the "S&P/TSX Indices") are products of S&P Dow Jones Indices LLC or its affiliates ("SPDJI") and TSX Inc. ("TSX"). Standard & Poor's® and S&P® are registered trademarks of Standard & Poor's Financial Services LLC ("S&P"); Dow Jones® is a registered trademark of Dow Jones Trademark Holdings LLC ("Dow Jones"); and TSX® is a registered trademark of TSX, SPDJI, Dow Jones, S&P, their respective affiliates and TSX do not sponsor, endorse, sell or promote any products based on the S&P/TSX Indices and none of such parties make any representation regarding the advisability of investing in such product(s) nor do they have any liability for any errors, omissions or interruptions of the S&P/TSX Indices or any data related thereto. TMX, the TMX design, Toronto Stock Exchange, TSX, TSXV, TSX Venture Exchange, The Future is Yours to See, and Voir le futur. Réaliser l'avenir, are the trademarks of TSX Inc. All other trademarks used herein are the property of their respective owners.